

**Pennsylvania Hillclimb Association
2019 SCHEDULE**

**August 30-September 1 -----
Fall Shenandoah Level 3 TT,
Shenandoah Circuit, Summit Point
Motorsports Park, Summit Point, WV
Online Registration at:**

http://myautoevents.com/pls/mae/frmEventDetail.Show?psevent_id=16853

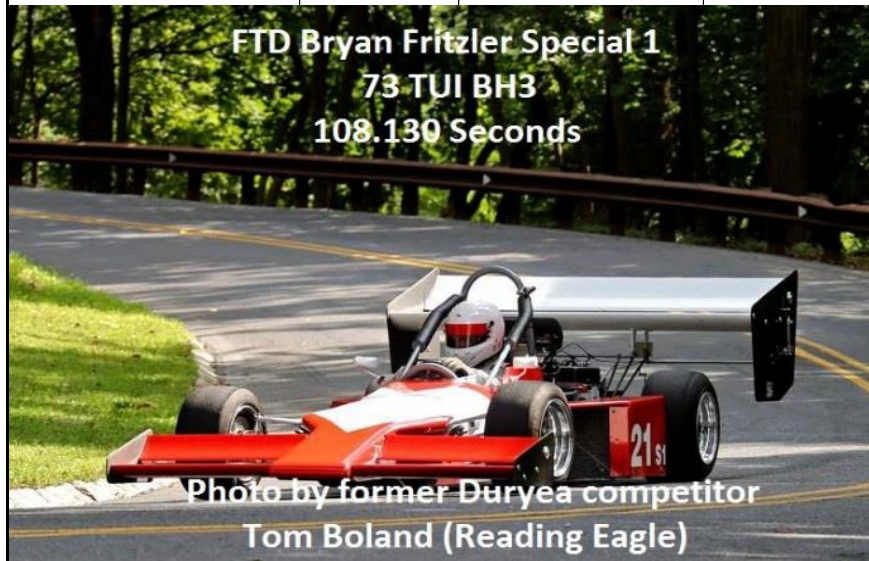
**September 14-15 ----- Fall Weatherly Hillclimb, Weatherly, PA
OnLine Registration at:**

http://myautoevents.com/pls/mae/frmEventDetail.Show?psevent_id=16856

Duryea Hillclimb Records

CLASS	TIME	NAME	CAR	YEAR
B-SPEC	154.051	David Arron	13 Ford Fiesta	2014
IMPROVED TOURING A	131.205	Mike Ancas	DODGE NEON	2006
IMPROVED TOURING B	135.815	Steve DeTurck	84 VW GTI	2015
IMPROVED TOURING C	139.421	Glenn Hoffman	75 VW Scirocco	2014
IMPROVED TOURING E	111.965	Jeremy Dietzel	MITSUBISHI EVO	2011
IMPROVED TOURING S	127.460	David Ascheman	98 Volkswagen Gti	2017
IMPROVED TOURING R	125.991	Kendrick Giambattista	96 BMW 328i	2014
SUPER STREET PREPARED	116.770	Mark Aubele	01 CORVETTE	2012
A STREET PREPARED	123.247	Dennis Portillo	92 Toyota MR2	2016
B STREET PREPARED	119.243	Shawn Mellinger	04 Mazdaspeed Miata	2017
C STREET PREPARED	131.956	William Smith		1998
D STREET PREPARED	122.107	Mark Aubele	Chevy Cobalt	2011
E STREET PREPARED	115.055	Mark Aubele	14 Mustang	2015
F STREET PREPARED	131.297	Rolf Mair	VW SCIROCCO	2000
STREET MOD	112.298	Steve Lewis	04 Ford Mach 1	2014
SUPER STREET MOD	112.391	Daniel Reed	86 CORVETTE	2015
STREET MOD FWD	121.026	Bryan Dion	07 Volkswagen GTI	2019
STREET MOD EXTREME	108.673	Mark Aubele	97 BMW M3	2019
TOURING 1	120.040	Bill Miller	CORVETTE	2009
TOURING 2	125.656	Jim Bianco JR	SUBARU STI	2007
TOURING 3	129.810	Thomas Wuellette	13 Volkswagen GTI	2019
TOURING 4	140.636	Randall Hartinger	03 MINI COOPER S	2016
SPEC MIATA	134.529	Ken Gелlette	00 Miata	2015
SUPER TOURING O	123.588	Bill Miller	AUDI S4	2010
SUPER TOURING U	122.494	Andrew Mull	08 SUBARU STI	2014
SUPER PRODUCTION O	110.737	Merlin Miller	SUNBEAM TIGER	2011
SUPER PRODUCTION U	130.001	Robert Oswald Sr	70 VW KARMA GHIA	2012
RALLY FORCED INDUCTION	129.301	Keith Kennedy	93 Subaru Impreza	2019
E PRODUCTION	128.005	Leigh Earnshaw	95 DODGE NEON	2012
F PRODUCTION	130.651	Aaron Yeager	84 VW RABBIT GTi	2016
H PRODUCTION	132.583	Mike Ancas	85 Honda CRX	2014
GT-1	109.630	Kerry Hitt	CORVETTE	1995
GT-2	113.398	Merlin Miller	SUNBEAM TIGER	2008
GT-3	126.736	John Flannery	VOLVO 142	1981
GT-LITE	130.874	Bob Oswald Sr	VW BUG	2005
INEX MOD	118.166	Haley Levensgood	37 Ford Legend	2017
A SPORTS RACER	121.415	George Bowland	03 Cheetah SR1	2019
PROTOTYPE 1	107.262	Bob Gardner	06 Stohr Wf-1	2015
PROTOTYPE 2	115.128	Kurt Eikenberg	00 Prince Pro1	2015
FORMULA ATLANTIC	109.472	Tommy Van Scoy JR	MARCH 81A	1989
FORMULA 1000	113.625	Dave Cutchins	11 Stohr F-1000	2019
FORMULA CONTINENTAL	114.562	Tommy Van Scoy JR	RALT RT-1	1986
FORMULA FORD	116.145	Henry Kowalski	REYNARD RD-82	1990
FORMULA 500	125.631	Chris Berns	ZINK Z-19	1984
FORMULA MAZDA	121.940	Dennis Fink	FORMULA MAZDA	2003
FORMULA V	131.600	Dave Fillman	BOBSY	1993
FORMULA S	114.248	Timm Murphy	99 Formula Mazda	2016
CLUB FORD	118.992	Mark Kilpatrick	VAN DEIMAN RF-79	1990
SOLO V	118.951	Robert Oswald Jr	04 Viper SV1	2017
VINTAGE 1	127.453	Brad Klein	CORVETTE	1993
VINTAGE 2	133.877	Bob D'Amore	McKEE	2003
VINTAGE 3	133.352	Bob Gardner	63 Elva 7	2017
HISTORIC 1	126.573	Adolf Battifarano	68 LOTUS 7	2012
HISTORIC 2	123.696	Richard Good	72 Triumph TR6	2018
HISTORIC 3	117.788	Ted Klaus Jr	70 Caldwell D10	2013
HISTORIC 4	134.793	Joe Whiteley	64 AH Sprite	2015
SPECIAL 1	105.528	George Bowland	BBR SHARK	2008
SPECIAL 2	109.557	Floyd Schrammeck	REYNARD	1994
SPECIAL 3	110.456	Ron Moreck		1998
MODIFIED ELECTRIC 2	133.199	Todd Reid	14 Entropy Racing Evsr	2019

2019 Duryea Hillclimb					Drivers Who Beat Records			
Class	Time	Name	Car	Year	Driver	Car	New Record	Raw Time
STREET MOD FWD	121.954	Bryan Dion	07 Volkswagen GTI	2018	Bryan Dion	07 Volkswagen GTI	New Record	121.026
STREET MOD EXTREME	110.132	Mark Aubele	97 BMW M3	2018	Mark Aubele	97 BMW M3	New Record	108.673
TOURING 3	130.951	Thomas Wuellette	13 Volkswagen GTI	2017	Thomas Wuellette	13 Volkswagen GTI	New Record	129.81
RALLY FORCED INDUCTION	130.132	Keith Kennedy	93 Subaru Impreza	2017	Keith Kennedy	93 Subaru Impreza	New Record	129.301
A SPORTS RACER	999.999	No Record			George Bowland	03 Cheetah SR1	New Record	121.415
FORMULA B	999.999	No Record			Dave Cutchins	11 Stohr F-1000	New Record	113.625
MODIFIED ELECTRIC 2	133.605	Michael Wilson	EVSR	1998	Todd Reid	14 Entropy Racing Evsr	New Record	133.199



For more photos by former Duryea competitor & Reading Eagle potographer goto:

<https://www.readingeagle.com/apps/pbcs.dll/gallery?Site=RE&Date=20190818&Category=SPORTS&ArtNo=818009998&Ref=PH>

and

<http://pahillclimb.org/about/the-courses/duryea-pagoda/>

and

mikevaninophotography.com



Duryea Hillclimb Under 2 Minutes

65

Name	1st Year	Next Years
OSCAR KOVELESKI	1976	1977
JAKE SYMANOVICH	1980	
KERRY HITT	1980	1981, 1982, 1984, 1985, 1986, 1988, 1989, 1991, 1992, 1995, 1996, 2000, 2017, 2018, 2019
R. ADDIE	1985	1987
TOMMY VAN SCOY	1986	1987, 1989
JERRY COFFEE	1987	1988
CHRIS BERNS	1989	
HENRY KOWALSKI	1989	1990, 1991, 1992
BARRY BURKE	1990	1991
JIM COSNER SR	1990	
MARK KILPATRICK	1990	
JOHN HALBING	1991	
FLOYD SCHRAMMECK	1992	1993, 1994
JIM OSWALD	1993	2002
MERLIN MILLER	1995	2002, 2003, 2004, 2005, 2006, 2007, 2008, 2009, 2010, 2011, 2013, 2014, 2015, 2016, 2018, 2019
JERRY KIEFT	1996	
RONALD MORECK	1997	1998
ROLF MAIR	1998	
DARRYL DANKO	1999	2000, 2002, 2005
BARRY GRIFFITH	2000	2001, 2002
JAMES MILLER	2003	
LANCE SMITH	2004	
DAN RUTAN	2005	
DAVID ROHRBACH	2005	2006
TIM ROYER	2005	
BILL MILLER	2006	2008, 2011, 2013
JOHN HARTNETT	2006	2012, 2013
KURT EIKENBERG	2006	2007, 2008, 2009, 2010, 2011, 2012, 2013, 2014, 2015, 2016, 2017, 2019
JEREMY DEITZEL	2007	2008, 2009, 2010, 2011
CHRIS BELIEU	2008	
GEORGE BOWLAND	2008	2009, 2012
JASON KEFFER	2008	
VINCE GLADFELTER	2008	
DAN REED	2009	2011, 2012, 2013, 2015
MARK AUBELE	2009	2012, 2015, 2016, 2017, 2018, 2019
ALEX GRABAU	2011	
BRIAN HALECKI	2011	2014
KEVIN RHOADS	2011	
STEVE LEWIS	2011	2012, 2014, 2015, 2018, 2019
ADRIENNE VRABEL	2012	(1st Woman)
ALEXANDER KIHURANI	2012	
KIHURANI GAKUU	2012	
BOB GARDNER	2013	2014, 2015, 2016, 2019
BOB OSWALD JR	2013	2016, 2017
BRIAN FRITZLER	2013	2014, 2015, 2017, 2019
LEIGH EARNSHAW	2013	2016
TED KLAUS JR	2013	
TIMM MURPHY	2013	2014, 2015, 2016, 2017, 2018
CHARLES "BUTCH" KING	2014	2018
BERNARDO ZOZAYA	2015	
CAMERON LANE	2015	
DAN ENNIS	2015	2016, 2017
DAVE CUTCHINS	2015	2017, 2019
JEFF ROSSI JR	2015	2016
KENDRICK GIAMBATTISTA	2015	2016, 2017, 2019
MIKE ROBINSON	2015	2016, 2017, 2018, 2019
RAY KOCHIN	2015	2016
DAN FOLEY	2016	
HALEY LEVENGOOD	2016	2017
JAMES JOSEPH	2017	
SHAWN MELLINGER	2017	2018, 2019
BRIAN MICCICHE	2018	
MARTIN DONNELLY	2019	NEW
CHRIS BARRETT	2019	NEW
RICK JOHNSON	2019	NEW

Gardner leads at Duryea Hillclimb

READING EAGLE

Former champion Bob Gardner recorded the fastest time on the first day of competition Saturday at the Duryea Hillclimb in Reading.

Gardner, racing a '06 Stohr Wf-1 in the S1 class, clocked a best time of 108.443 on the 2.2-mile course that starts at Duryea Drive and ends at the William Penn Memorial Fire Tower on Skyline Drive.

Gardner won the competition in 2014, 2015 and 2016.

Defending champ Mark Aubele, racing a '97 BMW M3 in the SMX class, had the day's second-fastest time at 108.673.

The final round of competition begins today around 9 a.m. and concludes around 4 p.m.

Motor sports

Duryea Hillclimb



SPECIAL TO THE READING EAGLE: TOM BOLAND

Behind the wheel of his 1973 Tui BH3, Bryan Fritzier of Lincoln University is the overall winner with a time of 1:48.130 at the 68th Duryea Hillclimb.



Bryan Fritzier

Fritzier fastest on the hill

READING EAGLE

Bryan Fritzier of Lincoln University completed a Reading double Sunday with a victory in the 68th Duryea Hillclimb.

Fritzier, who won the Pagoda Hillclimb in June, was the fastest driver on the course from Duryea Drive to the Mount Penn Memorial Fire Tower. Fritzier's best run on the 2.2-mile course in his 1973 Tui BH3 was 108.13

seconds.

Fritzier won in a close three-driver race over three-time champion Bob Gardner and defending champion Mark Aubele. Gardner was second in 108.443 and Aubele placed third in 108.673.

Kendrick Giambattista of Geigertown was the fastest Berks County driver. Giambattista made a 112.57-second pass in his 1998 BMW M3.



Class winners, C5



SPECIAL TO THE READING EAGLE: TOM BOLAND

Driving his 1998 BMW M3, Kendrick Giambattista of Geigertown, pictured at right, is the fastest Berks County driver with a time of 1:52.570 at the 68th Duryea Hillclimb, which concluded Sunday.

I
h

BY
TH
I
his
las
toc
a s
fur
I
thc
the
fel
tur
tol
tir
th

Ma
DiE

at
an
up
hat
the
Ra
bac
a E
be
bo
I
ap
cre
bez
out
an
tic
tio
Ha
"I
wa
gav
my
of
for
no
to
beg
ing
we
I
ing
ree
a t
its
Wh
50
tra
a b
Gil
ma
an
kee
s
roc
pre
rie
det
thi
in

**Car #1 Kerry Hitt Max
Speed
135**

Speeds at Turn 6

Thanks to Donna Sumner & Amanda Haines

		Sat			Sun			
Max	Car #	Run 1	Run 2	Run 3	Run 1	Run 2	Run 3	Run 4
135	1	134		133	129	135		
128	4	115	122	124	128	126		
94	6	82	90	92	83	94	94	93
76	007	72	76	76	65		74	
112	08	106	107	108	112	109		
109	9	100	84	84	102	97	109	108
94	10	76	86	91	92	94		
111	11	109			111			
95	13	92	83	83	80	94		95
91	14	81	80	80	62	90		91
129	19	122	116		113	110		129
118	21	115	115	115	117	118		
104	22		99	99	85		101	104
99	25	99	89					
98	27	98	88	88	72	91		81
113	28	111	109	113				
91	30	78	83	86	64	72	91	
88	31	77	69	69	75	69	88	88
117	32	114	105	105	104	114		117
99	34	99	93	79	90	95		
63	38	60	63	63	53		56	55
90	39	87	83	83	73	73	90	90
92	42	88	87	90	70	90	92	89
82	43	79			73	79	79	82
90	45	82	86		81	79	79	90
111	46	110	103	103	82	90	97	111
93	47	93	83	83	72	82	85	88
92	50	82	84	88	81	90		92
78	051	75	73	73	71	78		78
130	53	126	128	130	128			
81	56	81	77	77	60		75	75
96	62	93	96	93	95	95		
111	63	111	96	96	79			
106	66	102	106	106	92			102
84	69	84	76	76	72	81		81
105	72	98	98	98	94		105	
74	75	74	71	74	60	74	74	
94	76	89	90	93	78	90	94	92
103	81		102	96	103			102
96	82	91	96		79	95	95	
90	84	90	86	86				
95	86	90	92	92	87	92		95

**Car #1 Kerry Hitt Max
Speed
135**

Speeds at Turn 6

Thanks to Donna Sumner & Amanda Haines

Max	Car #	Sat			Sun			
		Run 1	Run 2	Run 3	Run 1	Run 2	Run 3	Run 4
86	87	82	83	83	75	86		86
104	88	101	88	88	83	100		104
117	91	117	91	106	83	104		114
110	091	109	102	102	92	105		110
99	92	84	92	97	54	79	99	
106	93	101	104	75	90	106	106	
116	94	110	106	116	110	112		
92	95	89	88	92	83	89		90
92	106	92	86	86	71	78	83	91
101	123	97	95	95	75	82	96	101
103	128	103	82	82				
104	142	104	103	99	95	104		104
103	146	97	99	103	66	98	100	100
80	149	73	80	80				
104	153	101	82	82	67	72		104
101	157	99	101	101	70	90	99	100
114	163	108	109	114				
106	168	98	106	106	88		103	102
89	169	77	88	83	70	87		89
101	171	100	98	98	101	100		
103	173	98	99	102	75	94	103	
87	175	87	54	54	65	73	85	84
108	188	108	95	95	95	77		106
76	191	69	76	69	57	65	68	72
113	193	100	111		104	113		
81	196	80			78	78	80	81
93	203	93	92	92	87	87	92	
86	210	82	80	80	67		79	86
97	213	77	97	77	89	91		
86	214	83	86	83				
93	280				82	84	90	93
82	283	71	82					
119	302	117	107	107	112	119		
114	306		101	101	73			114
104	307	104	98	98	91	97	104	
95	311	93	80	80	68	83	93	95
117	341	116	117	117	116			
93	351	87	92	82	76	93		91
103	420	103	100	100	90	100	103	
81	451	81	74	74	61	75	77	76
105	512	104	96	96	88	99	105	104
89	531	85	80	80		88		89

**Car #1 Kerry Hitt Max
Speed
135**

Speeds at Turn 6

Thanks to Donna Sumner & Amanda Haines

Max	Car #	Sat			Sun			
		Run 1	Run 2	Run 3	Run 1	Run 2	Run 3	Run 4
80	691		78	80	72	80	80	80
103	707	100	103	103	79	96	96	98
87	712	79	82	85	66	79	84	87
79	714	79	78	78	77	75		74
80	751	80	78	78	73	80	78	79
88	775	88	86	88	77	84	84	87
106	821	102	102	106	76			102
76	881	71	76	74	73	76		
59	887		59	59	54			
98	931	98	95	95	78	95	97	98
102	932				76	90	99	102
98	989	96	91	91	78	98		98
114	1191	101	109	109	112	114		
84	1881	84	83	84	78			
70	9116	68	67	67	57	65		70
117	27X	114	104	104	76	98	113	117
98	2X	93		93	92	98		95
82	57A	81	77	77	75	79	72	82
106	8L	95	102	104	103	106		
98	B4	94	85	85	88	98		
93	L8	93	84	92	88	91		



2019 Duryea Hillclimb
Blue Mountain Region SCCA
August 17-18, 2019



ITB - IMPROVED TOURING B					Best Time
1	84 Steve DeTurck	84 Volkswagen GTI			138.285
	Sat	144.397	138.285	189.135	
	Sun	DNS			
2	1881 James Oswald	84 VW Rabbit			144.009
	Sat	145.292	144.234	144.009	
	Sun	159.800			
3	881 Emily Oswald	84 VW Rabbit			144.895
	Sat	150.867	145.903	144.895	
	Sun	158.798	158.789		
ITE - IMPROVED TOURING E					Best Time
1	157 Kihurani Gakuu	05 Mitsubishi Lancer Evo 8			124.074
	Sat	133.910	126.869	125.237	
	Sun	170.325	140.503	127.957	124.074
ITS - IMPROVED TOURING S					Best Time
1	420 David Ascheman	98 VW GTI Sharpie			127.974
	Sat	131.220	127.974		
	Sun	150.689	136.092	128.789	DNF
SSP - SUPER STREET PREPARED					Best Time
1	91 Shawn Mellinger	04 Chevy Corvette			119.169
	Sat	124.204	119.866	119.169	
	Sun	145.138	122.927	119.546	
2	22 Pat Shannon	98 Chevy Corvette			129.386
	Sat	135.840	131.335	131.758	
	Sun	164.838	131.316	129.386	
3	191 Donna Robinson	04 Chevy Corvette			153.828
	Sat	158.901	153.906	153.828	
	Sun	193.256	164.118	155.228	155.302
ASP - A STREET PREPARED					Best Time
1	72 Dennis Portillo	92 Toyota MR2			126.235
	Sat	134.357	129.494	126.235	
	Sun	138.251	141.575		
3	932 James Nauman	05 Subaru WRX			129.361
	Sat	129.361			
	Sun	156.450	137.655	129.990	
4	39 Timothy Murphy	93 Subaru WRX			138.325
	Sat	145.527	139.689	139.043	
	Sun	161.834	152.450	142.024	138.325



2019 Duryea Hillclimb
Blue Mountain Region SCCA
August 17-18, 2019



BSP - B STREET PREPARED						Best Time
1	46 Matt Williams	01 BMW M3				123.157
	Sat	128.696	124.048	123.157		
	Sun	161.969	146.417	123.771		
2	146 Dennis Williams	01 BMW M3				125.818
	Sat	128.627	127.372	125.818		
	Sun	174.022	133.430	127.634	127.905	
2	88 Michele Aubele	12 BMW 135i				127.200
	Sat	137.476	127.349	130.428		
	Sun	149.717	133.549	127.200		
3	123 Bryan Borkey	01 Honda S2000				130.942
	Sat	140.646	135.319	133.413		
	Sun	168.553	149.868	133.196	130.942	
4	307 Robert Daley	03 Honda S2000				130.953
	Sat	139.839	130.953	131.292		
	Sun	158.345	150.686	133.622		
5	707 Michael Daley	03 Honda S2000				134.921
	Sat	139.564	136.833	134.921		
	Sun	162.843	145.507	136.790	136.419	
6	280 Mike Daley					145.467
	Sat	DNS				
	Sun	171.684	161.104	148.681	145.467	
6	214 Adam Weaver	87 Porsche 944 S				150.879
	Sat	150.879	176.177			
	Sun	DNS				
CSP - C STREET PREPARED						Best Time
1	86 Keith Gerhard	99 Mazda Miata				136.741
	Sat	139.854	138.517	138.922		
	Sun	149.718	137.369	136.741		
2	9116 Paul Berdych	89 Mazda Miata				156.063
	Sat	161.953	156.063	157.073		
	Sun	DNF	193.335	162.938	159.367	



2019 Duryea Hillclimb
Blue Mountain Region SCCA
August 17-18, 2019



DSP - D STREET PREPARED						Best Time
1	142 Jason Fraley	06 Audi A3				123.469
	Sat	128.433	126.847	123.912		
	Sun	133.344	124.261	123.469		
2	512 Matt Huffman	05 Mazda Rx-8				125.133
	Sat	131.280	126.091	125.288		
	Sun	150.543	139.410	126.394	125.133	
3	989 David Hoppe	92 Bmw 325i				134.937
	Sat	139.071	136.915	136.278		
	Sun	160.498	135.215	134.937		
4	351 Timm Murphy	98 Acura Integra				139.112
	Sat	147.534	143.108	142.765		
	Sun	160.354	139.112	139.128		
5	31 John Devorak	98 Acura Integra				141.377
	Sat	160.648	147.378	145.930		
	Sun	159.351	168.598	147.622	141.377	
ESP - E STREET PREPARED						Best Time
1	341 Steve Lewis	19 Ford Mustang				117.104
	Sat	121.611	118.840	117.104		
	Sun	119.859				
2	27X Chris Merring	98 Ford Mustang				120.734
	Sat	126.866	121.895	121.843		
	Sun	156.168	135.444	122.459	120.734	
3	9 Max Valerio	07 Audi RS4				129.625
	Sat	137.194	130.867	129.625		
	Sun	136.407	140.937	132.081	130.888	
4	34 Nancy Lewis	19 Ford Mustang				132.442
	Sat	137.660	134.566	136.967		
	Sun	132.442	134.709			
5	311 Paul O'Donnell	10 Dodge Challenger SRT8				144.998
	Sat	152.624	150.047	149.941		
	Sun	184.993	166.723	149.198	144.998	



2019 Duryea Hillclimb
Blue Mountain Region SCCA
August 17-18, 2019



FSP - F STREET PREPARED						Best Time
1	775 Ursula Whisler	98 Plymouth Neon				142.861
	Sat	147.226	144.076	142.861		
	Sun	165.082	149.582	144.098	145.113	
2	175 Crystal Whisler	98 Dodge Neon				146.631
	Sat	169.431	147.574	146.631		
	Sun	180.433	161.983	146.690	148.161	
3	751 Daryl Whisler	98 Plymouth Neon				154.002
	Sat	160.940	155.377	154.604		
	Sun	173.887	166.705	154.002	154.559	
4	57A Grace Huntzinger	87 VW Scirocco	16V			155.720
	Sat	171.450	160.153	159.051		
	Sun	188.141	170.213	159.225	155.720	
5	75 Donald DeHart	98 Dodge Neon				158.993
	Sat	160.303	165.836	158.993		
	Sun	190.823	159.886	161.689		
SM - STREET MOD						Best Time
1	302 Chris Barrett	13 Ford Mustang				118.632
	Sat	128.709	120.192	120.976		
	Sun	121.564	118.632			
2	306 Eric Johnson	79 Ford Mustang				119.771
	Sat	124.523	DNF	119.771		
	Sun	157.751	120.665			
3	B4 Gibby Bozicevich	99 Camaro Z-28				125.169
	Sat	134.519	127.856	126.240		
	Sun	136.592	125.169			
4	L8 Kris Reid	99 Chevy Z28				128.764
	Sat	134.490	137.565	132.332		
	Sun	131.122	128.764			
5	30 Kristen Hack	79 Ford Mustang				129.998
	Sat	141.915	134.879	130.121		
	Sun	208.657	151.775	129.998	DNF	



2019 Duryea Hillclimb
Blue Mountain Region SCCA
August 17-18, 2019



SSM - SUPER STREET MOD					Best Time
1	91 Adrienne Reed 86 Chevrolet Corvette				121.387
	Sat	128.688	122.988	122.486	
	Sun	137.297	123.736	121.387	
2	188 Cameron Johnston 95 Mazda Turbo Miata				125.466
	Sat	130.115	125.466	128.375	
	Sun	150.554	154.351	128.167	144.816
3	128 Jim Guerin 04 Honda S2000				129.994
	Sat	138.742	130.486	129.994	
	Sun	DNS			
SMF - STREET MOD FWD					Best Time
1	32 Bryan Dion 07 Volkswagen GTI				121.026
	Sat	122.947	121.026	121.181	
	Sun	132.110	122.792	122.431	
2	168 Hunter Huffman 91 Honda Civic Si				122.099
	Sat	127.205	196.819	122.099	
	Sun	157.278	125.021	123.276	
3	163 Eli Sharp 98 Acura Integra				123.317
	Sat	128.898	126.261	123.317	
	Sun	DNS			
4	63 Vincent Wiczorek 98 Acura Integra				123.901
	Sat	136.175	125.053	123.901	
	Sun	165.950			
5	66 Matt Phillips 00 Honda Civic				124.289
	Sat	144.090	124.704	124.289	
	Sun	139.914	124.782		
6	13 Gary Reider 86 Saab 900s				133.277
	Sat	145.182	137.299	139.057	
	Sun	160.063	134.382	133.277	
7	203 Amanda Krause 93 Saab 900s				143.706
	Sat	146.464	143.706	145.487	
	Sun	168.255	159.479	144.847	



2019 Duryea Hillclimb
Blue Mountain Region SCCA
August 17-18, 2019




SMX - STREET MOD EXTREME					Best Time
1	53 Mark Aubele	97 BMW M3			108.673
	Sat	110.793	110.423	108.673	
	Sun	109.209	DNF		
2	19 Michael Robinson	99 Chevy Camaro			111.332
	Sat	115.926	113.137	111.332	
	Sun	120.979	128.222	112.507	
3	193 Kendrick Giambattista	98 BMW m3			112.570
	Sat	112.570	114.013		
	Sun	119.586	128.020		
T3 - TOURING 3					Best Time
1	153 Thomas Wuellette	13 Volkswagen GTI			129.810
	Sat	139.174	131.220	132.231	
	Sun	137.432	159.360	131.272	129.810
T4 - TOURING 4					Best Time
1	47 Randall Hartinger	03 Mini Cooper Mini Cooper S			143.082
	Sat	148.817	143.082	143.977	
	Sun	174.256	157.630	146.037	144.230
RALFI - RALLY FORCED INDUCTION					Best Time
1	93 Keith Kennedy	93 Subaru Impreza			129.301
	Sat	135.195	129.301	149.789	
	Sun	147.511	139.143	131.135	
2	931 Donald Kennedy	93 Subaru Impreza			135.361
	Sat	137.688	136.014	136.351	
	Sun	158.890	143.434	136.904	135.361
EP - E PRODUCTION					Best Time
1	62 Dave Miller	62 Triumph TR4			133.495
	Sat	138.625	135.076	134.712	
	Sun	138.321	133.495		
2	51 Michael Kurtz	70 Triumph TR6			145.740
	Sat	158.183	157.620	154.613	
	Sun	163.056	146.502	145.740	
3	7 Tim Williams	1980 Triumph TR7			158.272
	Sat	168.534	162.195	158.272	
	Sun	186.278	160.277		



2019 Duryea Hillclimb
Blue Mountain Region SCCA
August 17-18, 2019



FP - F PRODUCTION						Best Time
1	50 Joe Whiteley	64 Austin Healey Sprite				132.315
	Sat	140.403	136.379	134.306		
	Sun	148.899	135.560	132.315		
2	169 Glenn Hoffman	89 Honda crx				140.158
	Sat	158.468	144.010	144.222		
	Sun	169.015	141.810	140.158		
3	106 Matthew Hoegg	98 Plymouth Neon				140.476
	Sat	144.174	140.476	140.949		
	Sun	174.904	164.847	146.359	142.356	
GT1 - GT-1						Best Time
1	1 Kerry Hitt	15 CTSV Cadillac Ctsv				112.205
	Sat	130.902	119.092	113.095		
	Sun	114.552	112.205			
2	25 Randy Ross	Monte Carlo				127.858
	Sat	133.495	127.858			
	Sun	DNS				
GT2 - GT-2						Best Time
1	28 Merlin Miller	66 Sunbeam Tiger				118.867
	Sat	121.830	120.154	118.867		
	Sun	DNS				
2	712 James Hinrichs	97 BMW M3				136.800
	Sat	146.839	141.286	138.478		
	Sun	170.176	146.931	138.414	136.800	



2019 Duryea Hillclimb
Blue Mountain Region SCCA
August 17-18, 2019



GT3 - GT-3						Best Time
1	2X Gary Eck 83 VW GTI					137.416
	Sat	141.747	140.549			
	Sun	144.183	138.592	137.416		
2	42 Shaun Fraley Ford Pinto					140.303
	Sat	145.168	140.303	140.359		
	Sun	167.844	140.584	148.566	140.514	
3	213 Shane Feasler 87 Volkswagen Scirocco					142.776
	Sat	152.384	149.592	151.738		
	Sun	145.191	142.776			
4	45 Mike Axarlis 88 VW Scirocco					144.094
	Sat	147.613	147.681	145.586		
	Sun	157.952	147.881	147.430	144.094	
5	451 Jessica Fessler 88 VW Scirocco					145.547
	Sat	157.721	148.714	148.509		
	Sun	185.081	161.853	149.883	145.547	
6	69 Peter Stillwell 69 BMW 2002					149.478
	Sat	161.011	151.674	152.141		
	Sun	174.146	152.756	149.478		
7	283 Robert Oswald Sr. 71 VW Bug					164.029
	Sat	176.828	164.029			
	Sun	DNS				
GTL - GT-LITE						Best Time
1	196 William Sekella 77 Honda Civic					148.185
	Sat	148.251	148.918			
	Sun	181.912	162.386	148.185	151.481	
2	691 Mike Sacks 77 Honda Civic					148.658
	Sat	150.510	148.796			
	Sun	169.809	152.460	148.991	148.658	
3	43 Donald McLaughlin 81 Renault R5					155.197
	Sat	157.779				
	Sun	177.905	157.128	155.197	155.495	
IM - INEX MOD						Best Time
1	8L Haley Levengood 37 Ford Legend					120.765
	Sat	128.736	124.751	120.765		
	Sun	122.102	120.913			
2	15A Skip Levengood 37 Ford Legend					135.145
	Sat	135.145				
	Sun	DNS				



2019 Duryea Hillclimb
Blue Mountain Region SCCA
August 17-18, 2019



ASR - A SPORTS RACER						Best Time
1 11 George Bowland 03 Cheetah SR1						121.415
Sat	DNF					
Sun	121.415					
FB - FORMULA B						Best Time
1 94 Dave Cutchins 11 Stohr F-1000						113.625
Sat	118.361	117.268	113.625			
Sun	117.113	113.751				
FV - FORMULA V						Best Time
1 95 John Pitman 97 Caracal CR						138.020
Sat	140.199	138.891	138.923			
Sun	146.774	138.476	138.020			
2 87 Dillon Axarlis 84 Womer Ev-1						138.271
Sat	143.191	141.280	138.271			
Sun	183.694	142.521	DNF	138.608		
V1 - VINTAGE 1						Best Time
1 531 Dave Smith 59 Austin Healey Sprite MK 1						142.738
Sat	151.418	147.304	144.726			
Sun	DNF	147.709	142.738			
2 56 David Arron 56 MG MGA						158.678
Sat	162.322	159.991	158.678			
Sun	203.928	161.785	160.131			
V2 - VINTAGE 2						Best Time
1 38 Susan Salsburg 61 Jaguar MK2						177.442
Sat	184.142	181.581	177.442			
Sun	211.440	182.491	188.976			
V3 - VINTAGE 3						Best Time
1 887 William Norton 60 Cooper Formula 3						187.976
Sat	DNF	187.976				
Sun	DNF					
H1 - HISTORIC 1						Best Time
1 27 Bill Lessig 67 Lotus Elan						138.819
Sat	149.029	142.319	140.359			
Sun	162.445	141.297	138.819			
2 149 Jeff Barbour 64 MGB						150.290
Sat	152.308	150.290	153.395			
Sun	DNS					



2019 Duryea Hillclimb
Blue Mountain Region SCCA
August 17-18, 2019



H2 - HISTORIC 2						Best Time
1	171 Richard Good		72 Triumph TR6			125.506
	Sat	128.557	DNF			
	Sun	128.315	125.506			
2	210 Boyd Wagner III		74 Triumph TR6			138.144
	Sat	150.552	140.763	138.144		
	Sun	182.759	145.969	138.209		
H4 - HISTORIC 4						Best Time
1	714 Bryner Raudibaugh		70 Fiat 850 Spyder			147.142
	Sat	148.104	147.142	147.405		
	Sun	155.289	DNF			
S1 - SPECIAL 1						Best Time
1	21 Bryan Fritzler		73 Tui BH3			108.130
	Sat	114.677	109.941	109.492		
	Sun	110.568	108.130			
2	4 Bob Gardner		06 Stohr Wf-1			108.443
	Sat	115.990	113.843	108.443		
	Sun	110.807	109.329			
3	8 J Kurt Eikenberg		94 Cheetah SR1			114.664
	Sat	118.625	119.505	114.664		
	Sun	115.085	115.772			
4	172 Martin Donnelly		17 Speedcar Extreme			116.810
	Sat	123.267	120.559	119.101		
	Sun	168.862	130.975	116.810		
5	92 Eddie Fries		17 Speedcar Xtreme			125.782
	Sat	128.427	125.782			
	Sun	180.477	145.308	131.519		
S2 - SPECIAL 2						Best Time
1	81 Robert Oswald Jr.		04 Viper Sv-1			122.837
	Sat	131.604	125.755	125.390		
	Sun	123.130	122.837			
2	76 John Ortega		93 Honda Civic			136.807
	Sat	139.053	140.208	141.375		
	Sun	155.462	139.750	136.807	139.833	
3	6 Jeff Avril		95 Honda Del Sol			137.434
	Sat	141.429	139.192	137.792		
	Sun	157.527	140.810	137.434	137.734	




2019 Duryea Hillclimb
Blue Mountain Region SCCA
August 17-18, 2019



						Best Time
S3 - SPECIAL 3						
1	1191 Mike Lascoskie 77 Chevrolet Monza					120.825
	Sat	129.524	126.079	122.416		
	Sun	120.825	121.487			
2	10 Dennis Graber 10 Chevrolet Silverado					133.359
	Sat	149.084	141.664	133.543		
	Sun	134.014	133.359			
3	14 Bill Ascheman 52 MG TD Replica					145.270
	Sat	152.355	145.270	145.730		
	Sun	180.496	148.356	147.394		
ME2 - MODIFIED ELECTRIC 2						Best Time
1	821 Todd Reid 14 Entropy Racing Evsr					133.199
	Sat	140.878	138.869	133.199		
	Sun	161.164	133.405	133.590		
2	82 Mike Wilson 20 Entropy Evsr					136.278
	Sat	158.136	138.882	138.601		
	Sun	159.973	142.542	136.278		




Blue Mountain Region SCCA
Final Raw Time Results
2019 Duryea Hillclimb - August 17-18, 2019



Raw Pos.	Pos.	Class	Car #	Driver	Car Model	Raw Time	Diff.	From 1st	Avg Speed
1	1	S1	21	Bryan Fritzler	73 Tui BH3	108.130	0	0	76.4
2	2	S1	4	Bob Gardner	06 Stohr Wf-1	108.443	0.313	0.313	76.2
3	1	SMX	53	Mark Aubele	97 BMW M3	108.673	0.23	0.543	76.0
4	2	SMX	19	Michael Robinson	99 Chevy Camaro	111.332	2.659	3.202	74.2
5	1	GT1	1	Kerry Hitt	15 CTSV Cadillac Ctsv	112.205	0.873	4.075	73.6
6	3	SMX	193	Kendrick Giambattista	98 BMW m3	112.570	0.365	4.440	73.4
7	1	FB	94	Dave Cutchins	11 Stohr F-1000	113.625	1.055	5.495	72.7
8	3	S1	8	J Kurt Eikenberg	94 Cheetah SR1	114.664	1.039	6.534	72.0
9	4	S1	172	Martin Donnelly	17 Speedcar Xtreme	116.810	2.146	8.680	70.7
10	1	ESP	341	Steve Lewis	19 Ford Mustang	117.104	0.294	8.974	70.5
11	1	SM	302	Chris Barrett	13 Ford Mustang	118.632	1.528	10.502	69.6
12	1	GT2	28	Merlin Miller	66 Sunbeam Tiger	118.867	0.235	10.737	69.5
13	1	SSP	91	Shawn Mellinger	04 Chevy Corvette	119.169	0.302	11.039	69.3
14	2	SM	306	Eric Johnson	79 Ford Mustang	119.771	0.602	11.641	69.0
15	2	ESP	27X	Chris Merring	98 Ford Mustang	120.734	0.963	12.604	68.4
16	1	IM	8L	Haley Levensgood	37 Ford Legend	120.765	0.031	12.635	68.4
17	1	S3	1191	Mike Lascoskie	77 Chevrolet Monza	120.825	0.06	12.695	68.4
18	1	SMF	32	Bryan Dion	07 Volkswagen GTI	121.026	0.201	12.896	68.2
19	1	SSM	91	Adrienne Reed	86 Chevrolet Corvette	121.387	0.361	13.257	68.0
20	1	ASR	11	George Bowland	03 Cheetah SR1	121.415	0.028	13.285	68.0
21	2	SMF	168	Hunter Huffman	91 Honda Civic Si	122.099	0.684	13.969	67.6
22	1	S2	81	Robert Oswald Jr.	04 Viper Sv-1	122.837	0.738	14.707	67.2
23	1	BSP	46	Matt Williams	01 BMW M3	123.157	0.32	15.027	67.1
24	3	SMF	163	Eli Sharp	98 Acura Integra	123.317	0.16	15.187	67.0
25	1	DSP	142	Jason Fraley	06 Audi A3	123.469	0.152	15.339	66.9
26	4	SMF	63	Vincent Wiczorek	98 Acura Integra	123.901	0.432	15.771	66.7
27	1	ITE	157	Kihurani Gakuu	05 Mitsubishi Lancer Evo 8	124.074	0.173	15.944	66.6
28	5	SMF	66	Matt Phillips	00 Honda Civic	124.289	0.215	16.159	66.5
29	2	DSP	512	Matt Huffman	05 Mazda Rx-8	125.133	0.844	17.003	66.0
30	3	SM	B4	Gibby Bozicevich	99 Camaro Z-28	125.169	0.036	17.039	66.0
31	2	SSM	188	Cameron Johnston	95 Mazda Turbo Miata	125.466	0.297	17.336	65.8
32	1	H2	171	Richard Good	72 Triumph TR6	125.506	0.04	17.376	65.8
33	5	S1	92	Eddie Fries	17 Speedcar Xtreme	125.782	0.276	17.652	65.7
34	2	BSP	146	Dennis Williams	01 BMW M3	125.818	0.036	17.688	65.6
35	1	ASP	72	Dennis Portillo	92 Toyota MR2	126.235	0.417	18.105	65.4
36	2	BSP	88	Michele Aubele	12 BMW 135i	127.200	0.965	19.070	64.9
37	2	GT1	25	Randy Ross	Monte Carlo	127.858	0.658	19.728	64.6
38	1	ITS	420	David Ascherman	98 VW GTI Sharpie	127.974	0.116	19.844	64.5
39	4	SM	L8	Kris Reid	99 Chevy Z28	128.764	0.79	20.634	64.1
40	1	RALFI	93	Keith Kennedy	93 Subaru Impreza	129.301	0.537	21.171	63.9
41	3	ASP	932	James Nauman	05 Subaru WRX	129.361	0.06	21.231	63.8
42	2	SSP	22	Pat Shannon	98 Chevy Corvette	129.386	0.025	21.256	63.8
43	3	ESP	9	Max Valerio	07 Audi RS4	129.625	0.239	21.495	63.7
44	1	T3	153	Thomas Wuellette	13 Volkswagen GTI	129.810	0.185	21.680	63.6
45	3	SSM	128	Jim Guerin	04 Honda S2000	129.994	0.184	21.864	63.5
46	5	SM	30	Kristen Hack	79 Ford Mustang	129.998	0.004	21.868	63.5
47	3	BSP	123	Bryan Borkey	01 Honda S2000	130.942	0.944	22.812	63.1
48	4	BSP	307	Robert Daley	03 Honda S2000	130.953	0.011	22.823	63.1
49	1	FP	50	Joe Whiteley	64 Austin Healey Sprite	132.315	1.362	24.185	62.4
50	4	ESP	34	Nancy Lewis	19 Ford Mustang	132.442	0.127	24.312	62.4
51	1	ME2	821	Todd Reid	14 Entropy Racing Evsr	133.199	0.757	25.069	62.0
52	6	SMF	13	Gary Reider	86 Saab 900s	133.277	0.078	25.147	62.0




**Blue Mountain Region SCCA
Final Raw Time Results
2019 Duryea Hillclimb - August 17-18, 2019**



Raw Pos.	Pos.	Class	Car #	Driver	Car Model	Raw Time	Diff.	From 1st	Avg Speed
53	2	S3	10	Dennis Graber	10 Chevrolet Silverado	133.359	0.082	25.229	61.9
54	1	EP	62	Dave Miller	62 Triumph TR4	133.495	0.136	25.365	61.9
55	5	BSP	707	Michael Daley	03 Honda S2000	134.921	1.426	26.791	61.2
56	3	DSP	989	David Hoppe	92 Bmw 325i	134.937	0.016	26.807	61.2
57	2	IM	15A	Skip Levengood	37 Ford Legend	135.145	0.208	27.015	61.1
58	2	RALFI	931	Donald Kennedy	93 Subaru Impreza	135.361	0.216	27.231	61.0
59	2	ME2	82	Mike Wilson	20 Entropy Evsr	136.278	0.917	28.148	60.6
60	1	CSP	86	Keith Gerhard	99 Mazda Miata	136.741	0.463	28.611	60.4
61	2	GT2	712	James Hinrichs	97 BMW M3	136.800	0.059	28.670	60.4
62	2	S2	76	John Ortega	93 Honda Civic	136.807	0.007	28.677	60.4
63	1	GT3	2X	Gary Eck	83 VW GTI	137.416	0.609	29.286	60.1
64	3	S2	6	Jeff Avril	95 Honda Del Sol	137.434	0.018	29.304	60.1
65	1	FV	95	John Pitman	97 Caracal CR	138.020	0.586	29.890	59.8
66	2	H2	210	Boyd Wagner III	74 Triumph TR6	138.144	0.124	30.014	59.8
67	2	FV	87	Dillon Axarlis	84 Womer Ev-1	138.271	0.127	30.141	59.7
68	1	ITB	84	Steve DeTurck	84 Volkswagen GTI	138.285	0.014	30.155	59.7
69	4	ASP	39	Timothy Murphy	93 Subaru WRX	138.325	0.04	30.195	59.7
70	1	H1	27	Bill Lessig	67 Lotus Elan	138.819	0.494	30.689	59.5
71	4	DSP	351	Timm Murphy	98 Acura Integra	139.112	0.293	30.982	59.4
72	2	FP	169	Glenn Hoffman	89 Honda crx	140.158	1.046	32.028	58.9
73	2	GT3	42	Shaun Fraley	Ford Pinto	140.303	0.145	32.173	58.9
74	3	FP	106	Matthew Hoegg	98 Plymouth Neon	140.476	0.173	32.346	58.8
75	5	DSP	31	John Devorak	98 Acura Integra	141.377	0.901	33.247	58.4
76	1	V1	531	Dave Smith	59 Austin Healey Sprite MK 1	142.738	1.361	34.608	57.9
77	3	GT3	213	Shane Feasler	87 Volkswagen Scirocco	142.776	0.038	34.646	57.8
78	1	FSP	775	Ursula Whisler	98 Plymouth Neon	142.861	0.085	34.731	57.8
79	1	T4	47	Randall Hartinger	03 Mini Cooper Mini Cooper S	143.082	0.221	34.952	57.7
80	7	SMF	203	Amanda Krause	93 Saab 900s	143.706	0.624	35.576	57.5
81	2	ITB	1881	James Oswald	84 VW Rabbit	144.009	0.303	35.879	57.4
82	4	GT3	45	Mike Axarlis	88 VW Scirocco	144.094	0.085	35.964	57.3
83	3	ITB	881	Emily Oswald	84 VW Rabbit	144.895	0.801	36.765	57.0
84	5	ESP	311	Paul O'Donnell	10 Dodge Challenger SRT8	144.998	0.103	36.868	57.0
85	3	S3	14	Bill Ascheman	52 MG TD Replica	145.270	0.272	37.140	56.9
86	6	BSP	280	Mike Daley		145.467	0.197	37.337	56.8
87	5	GT3	451	Jessica Fessler	88 VW Scirocco	145.547	0.08	37.417	56.7
88	2	EP	51	Michael Kurtz	70 Triumph TR6	145.740	0.193	37.610	56.7
89	2	FSP	175	Crystal Whisler	98 Dodge Neon	146.631	0.891	38.501	56.3
90	1	H4	714	Bryner Raudibaugh	70 Fiat 850 Spyder	147.142	0.511	39.012	56.1
91	1	GTL	196	William Sekella	77 Honda Civic	148.185	1.043	40.055	55.7
92	2	GTL	691	Mike Sacks	77 Honda Civic	148.658	0.473	40.528	55.6
93	6	GT3	69	Peter Stillwell	69 BMW 2002	149.478	0.82	41.348	55.3
94	2	H1	149	Jeff Barbour	64 MGB	150.290	0.812	42.160	55.0
95	7	BSP	214	Adam Weaver	87 Porsche 944 S	150.879	0.589	42.749	54.7
96	3	SSP	191	Donna Robinson	04 Chevy Corvette	153.828	2.949	45.698	53.7
97	3	FSP	751	Daryl Whisler	98 Plymouth Neon	154.002	0.174	45.872	53.6
98	3	GTL	43	Donald McLaughlin	81 Renault R5	155.197	1.195	47.067	53.2
99	4	FSP	57A	Grace Huntzinger	87 VW Scirocco 16V	155.720	0.523	47.590	53.0
100	2	CSP	9116	Paul Berdych	89 Mazda Miata	156.063	0.343	47.933	52.9
101	3	EP	7	Tim Williams	1980 Triumph TR7	158.272	2.209	50.142	52.2
102	2	V1	56	David Arron	56 MG MGA	158.678	0.406	50.548	52.1
103	5	FSP	75	Donald DeHart	98 Dodge Neon	158.993	0.315	50.863	51.9
104	7	GT3	283	Robert Oswald Sr.	71 VW Bug	164.029	5.036	55.899	50.4



Blue Mountain Region SCCA
 Final Raw Time Results
 2019 Duryea Hillclimb - August 17-18, 2019



Raw Pos.	Pos.	Class	Car #	Driver	Car Model	Raw Time	Diff.	From 1st	Avg Speed
105	1	V2	38	Susan Salsburg	61 Jaguar MK2	177.442	13.413	69.312	46.5
106	1	V3	887	William Norton	60 Cooper Formula 3	187.976	10.534	79.846	43.9



2019 PHA Class Points



Trophy Winner		Trophy Eligible												
Total	# of events	Driver	Spring Jefferson PIC	Spring Jefferson Pts	Spring Weatherly PIC	Spring Weatherly Pts	Pagoda PIC	Pagoda Pts	Giant's Despair PIC	Giant's Despair Pts	Polish Mountain PIC	Polish Mountain Pts	Duryea PIC	Duryea Pts
American Sedan														
17	2	Ed Grega			1	10			3	7				
10	1	Mike Polakoski							1	10				
10	1	Robert Lewis									1	10		
8	1	Brian Halecki							2	8				
6	1	Charles Fetterman							4	6				
Improved Touring A														
34	4	Dustin Halechko			2	8	1	10	2	8	2	8		
30	3	Ray Kochin			1	10			1	10	1	10		
14	2	Andrew Baylor			3	7			3	7				
6	1	Charles Baylor							4	6				
Improved Touring B														
47	6	Emily Oswald	3	7	2	8	3	7	1	10	2	8	3	7
28	3	Steve DeTurck	2	8			1	10					1	10
26	3	James Oswald					2	8			1	10	2	8
10	1	Elazar Mann	1	10										
10	1	Samson Sobolewski			1	10								
6	1	Matt Hoegg	4	6										
Improved Touring E														
10	1	Kihurani Gakuu											1	10
Improved Touring S														
30	3	David Ascheman					1	10	1	10			1	10
10	1	George Witman	1	10										
8	1	Jay Witman	2	8										
Super Street Prepared														
37	4	Shawn Mellinger	1	10			1	10	3	7			1	10
10	1	Stephen Sincavage							1	10				
8	1	Mary Sincavage							2	8				
8	1	Pat Shannon											2	8
7	1	Donna Robinson											3	7
A Street Prepared														
27	3	James Nauman			1	10	1	10					3	7
10	1	Dennis Portillo											1	10
6	1	Timothy Murphy											4	6
B Street Prepared														
55	6	Michele Aubele	1	10	1	10	3	7	1	10	1	10	2	8
32	5	Michael Daley			2	8	6	4	5	5	1	10	5	5
20	2	Matt Williams					1	10					1	10
18	4	Adam Weaver			3	7	7	3	6	4			6	4
18	3	Robert Daley					5	5	3	7			4	6
16	2	Dennis Williams					2	8					2	8
13	2	Bryan Borkey					4	6					3	7
8	1	Kenneth Barto							2	8				
6	1	Gary Polakoski							4	6				



2019 PHA Class Points



Trophy Winner		Trophy Eligible												
Total	# of events	Driver	Spring Jefferson PIC	Spring Jefferson Pts	Spring Weatherly PIC	Spring Weatherly Pts	Pagoda PIC	Pagoda Pts	Giant's Despair PIC	Giant's Despair Pts	Polish Mountain PIC	Polish Mountain Pts	Duryea PIC	Duryea Pts
C Street Prepared														
40	4	Keith Gerhard	1	10	1	10	1	10					1	10
34	4	Paul Berdych	2	8					1	10	2	8	2	8
10	1	Jay Gyger									1	10		
8	1	Paul Malko					2	8						
D Street Prepared														
54	6	Matt Huffman	1	10	2	8	2	8	1	10	1	10	2	8
46	5	Jason Fraley			1	10	1	10	2	8	2	8	1	10
28	4	Jody Miller			3	7	3	7	3	7	3	7		
17	4	John Devorak			7	3			6	4	5	5	5	5
17	3	Timm Murphy							5	5	4	6	4	6
13	2	David Hoppe					4	6					3	7
11	2	Ralph Weaver			5	5			4	6				
6	1	Ray Kochin			4	6								
5	2	Jenny Weaver			8	2			7	3				
4	1	Elias Espinal			6	4								
E Street Prepared														
40	4	Steve Lewis					1	10	1	10	1	10	1	10
34	4	Chris Merring			1	10	2	8	2	8			2	8
30	5	Paul O'Donnell	3	7	6	4			4	6	2	8	5	5
27	4	Nancy Lewis					3	7	3	7	3	7	4	6
18	2	Gibby Bozicevich	1	10	2	8								
15	2	Kris Reid	2	8	3	7								
7	1	Max Valerio											3	7
6	1	Dave Karp			4	6								
5	1	Frank Katona			5	5								
F Street Prepared														
42	5	Crystal Whisler	2	8	2	8	2	8	1	10			2	8
32	5	Donald DeHart	3	7	4	6	4	6	2	8			5	5
31	4	Grace Huntzinger	1	10	5	5					1	10	4	6
30	3	Ursula Whisler			1	10	1	10					1	10
21	3	Daryl Whisler			3	7	3	7					3	7
5	1	Matt Cuddy					5	5						
Street Mod														
58	6	Rick Johnson	1	10	1	10	1	10	1	10	1	10	2	8
39	6	Kristen Hack	2	8	4	6	3	7	4	6	3	7	5	5
28	4	Gibby Bozicevich					2	8	5	5	2	8	3	7
25	3	Chris Barrett			3	7			2	8			1	10
20	4	Kris Reid					4	6	8	2	4	6	4	6
14	3	Jim Crnkovic	3	7	6	4			7	3				
9	2	Kevin Miller			5	5			6	4				
8	1	Al Corazza			2	8								
7	1	Michael Frohman							3	7				
4	2	Alan Gula			7	3			9	1				
1	1	Bob Siskovitz							10	1				



2019 PHA Class Points



Trophy Winner		Trophy Eligible												
Total	# of events	Driver	Spring Jefferson PIC	Spring Jefferson Pts	Spring Weatherly PIC	Spring Weatherly Pts	Pagoda PIC	Pagoda Pts	Giant's Despair PIC	Giant's Despair Pts	Polish Mountain PIC	Polish Mountain Pts	Duryea PIC	Duryea Pts
Super Street Mod														
27	3	David Stoner					1	10	3	7	1	10		
26	3	Adrienne Reed			2	8	2	8					1	10
25	3	Cameron Johnston	1	10			3	7					2	8
20	2	Dan Jones			1	10			1	10				
8	1	Mike Wilson							2	8				
7	1	Jim Guerin											3	7
6	1	Matt Jones							4	6				
Street Mod FWD														
41	5	Matt Phillips	1	10			2	8	2	8	1	10	5	5
40	4	Bryan Dion			1	10	1	10	1	10			1	10
36	6	Gary Reider	2	8	5	5	5	5	3	7	3	7	6	4
21	3	Eli Sharp			2	8	4	6					3	7
20	3	Vincent Wiczorek			3	7	3	7					4	6
15	4	Amanda Krause			7	3	6	4	5	5			7	3
12	2	Max Valerio			4	6			4	6				
8	1	Chris Carlisle									2	8		
8	1	Hunter Huffman											2	8
4	1	James Apgar			6	4								
Street Mod Extreme														
56	6	Mark Aubele	4	6	1	10	1	10	1	10	1	10	1	10
45	6	Michael Robinson	3	7	3	7	2	8	3	7	2	8	2	8
40	5	Brian Micciche	1	10	2	8	3	7	2	8	3	7		
19	3	Kendrick Giambattista					4	6	4	6			3	7
15	3	Pete Sandy	5	5	5	5			5	5				
11	2	Tyler James			4	6	5	5						
8	1	Todd Reid	2	8										
6	1	Shawn Mellinger									4	6		
5	1	Donna Robinson									5	5		
Touring 3														
58	6	Thomas Wuellette	1	10	1	10	2	8	1	10	1	10	1	10
10	1	Timm Murphy					1	10						
Touring 4														
20	2	Randall Hartinger					1	10					1	10
10	1	Alan Leshner							1	10				
Spec MX-5														
10	1	Victor Guillot									1	10		
Super Touring Lite														
18	2	Jake Lewis	2	8							1	10		
10	1	Jason Fraley	1	10										
7	1	Alan Leshner	3	7										
Super Production Over														
20	2	Bill Feist			1	10			1	10				
16	2	Gordon Wise			2	8			2	8				



2019 PHA Class Points



Trophy Winner		Trophy Eligible												
Total	# of events	Driver	Spring Jefferson PIC	Spring Jefferson Pts	Spring Weatherly PIC	Spring Weatherly Pts	Pagoda PIC	Pagoda Pts	Giant's Despair PIC	Giant's Despair Pts	Polish Mountain PIC	Polish Mountain Pts	Duryea PIC	Duryea Pts
GT-3														
56	6	Shaun Fraley	1	10	1	10	2	8	1	10	1	10	2	8
28	3	Gary Eck	2	8			1	10					1	10
22	4	Robert Oswald Sr			2	8	4	6			5	5	7	3
15	2	Glenn Hoffman					3	7	2	8				
15	2	Shane Feasler									2	8	3	7
12	2	Grace Huntzinger					5	5	3	7				
12	2	Jessica Fessler									3	7	5	5
8	1	Dustin Axarlis									2	8		
6	1	Mike Axarlis											4	6
4	1	Peter Stillwell											6	4
GT-Lite														
54	6	Don McLaughlin	1	10	1	10	3	7	1	10	1	10	3	7
20	2	William Sekella					1	10					1	10
16	2	Mike Sacks					2	8					2	8
Inex Mod														
30	3	Haley Levensgood					1	10	1	10			1	10
16	2	Skip Levensgood							2	8			2	8
A Sports Racer														
50	5	George Bowland	1	10	1	10	1	10			1	10	1	10
16	2	Raf Roman	2	8	2	8								
Prototype 1														
10	1	Jack Danko Sr							1	10				
10	1	Thomas Hewitt									1	10		
Formula B														
60	6	Dave Cutchins	1	10	1	10	1	10	1	10	1	10	1	10
Formula Continental														
10	1	Jack Danko Sr									1	10		
10	1	John Stinsmen			1	10								
8	1	Jane Stinsmen			2	8								
8	1	John Felten									2	8		
Formula Mazda														
30	3	Daniel Malave			1	10			1	10	1	10		
Formula V														
53	6	Dillon Axarlis	1	10	2	8	1	10	3	7	1	10	2	8
48	6	John Pitman	2	8	3	7	3	7	2	8	2	8	1	10
42	5	Michael White	3	7	1	10	2	8	1	10	3	7		
Formula Special														
18	2	Josh Reinard	1	10	2	8								
18	2	Timm Murphy	2	8	1	10								
14	2	Ken Taggart	3	7	3	7								
6	1	Dan Ennis			4	6								
Club Ford														
38	4	Greg Hagan	1	10	1	10	1	10	2	8				
20	2	Mike Company							1	10	1	10		



2019 PHA Class Points



Trophy Winner		Trophy Eligible												
Total	# of events	Driver	Spring Jefferson PIC	Spring Jefferson Pts	Spring Weatherly PIC	Spring Weatherly Pts	Pagoda PIC	Pagoda Pts	Giant's Despair PIC	Giant's Despair Pts	Polish Mountain PIC	Polish Mountain Pts	Duryea PIC	Duryea Pts
Solo V														
30	3	George Fink	1	10	1	10			1	10				
16	2	Neil Peterson	2	8					2	8				
8	1	Logan Fink			2	8								
Vintage 1														
38	4	Dave Aaron			1	10	1	10	1	10			2	8
10	1	Dave Smith											1	10
8	1	Charles Christ Sr			2	8								
7	1	Mary Anne Fieux			3	7								
Vintage 2														
50	5	Susan Salsburg			1	10	1	10	1	10	1	10	1	10
Vintage 3														
50	5	William Norton	1	10			1	10	1	10	1	10	1	10
Historic 1														
20	2	Bill Lessig					1	10					1	10
10	1	Adolf Battifarano			1	10								
10	1	Daniel Meisner									1	10		
8	1	Bruce Gordon			2	8								
8	1	Jeff Barbour											2	8
Historic 2														
40	4	Richard Good			1	10	1	10			1	10	1	10
16	2	Boyd Wagner III					2	8					2	8
10	1	Hugh Jonas	1	10										
Historic 3														
26	3	John Hartnett			2	8	1	10			2	8		
20	2	Stanford Vann			1	10					1	10		
Historic 4														
18	2	Bryner Raudibaugh					2	8					1	10
10	1	Bruce Whipple			1	10								
10	1	Charles Reel							1	10				
10	1	Dave Dill	1	10										
10	1	Steven Hirschtritt					1	10						
Special 1														
53	6	Bob Gardner	1	10	3	7	2	8	1	10	1	10	2	8
53	6	Bryan Fritzler	3	7	1	10	1	10	2	8	2	8	1	10
44	6	Kurt Eikenberg	2	8	2	8	3	7	3	7	3	7	3	7
17	3	Martin Donnelly			4	6			5	5			4	6
13	3	Eddie Fries			5	5			7	3			5	5
12	2	Sherman Baumann					4	6	4	6				
4	1	Brendan Cunningham							6	4				
4	1	Sean Coffey			6	4								
2	1	Daniel Martin							8	2				



2019 PHA Class Points



Trophy Winner		Trophy Eligible												
Total	# of events	Driver	Spring Jefferson PIC	Spring Jefferson Pts	Spring Weatherly PIC	Spring Weatherly Pts	Pagoda PIC	Pagoda Pts	Giant's Despair PIC	Giant's Despair Pts	Polish Mountain PIC	Polish Mountain Pts	Duryea PIC	Duryea Pts
Special 2														
60	6	Robert Oswald Jr	1	10	1	10	1	10	1	10	1	10	1	10
29	4	Jim Weinheimer	2	8	3	7	4	6			2	8		
23	3	James M. Weinheimer			2	8	2	8			3	7		
20	3	Jeff Avril					3	7			4	6	3	7
8	1	John Ortega											2	8
8	1	Robert Oswald Sr.							2	8				
5	1	John Ortega					5	5						
Special 3														
49	6	Mike Lascoskie	1	10	2	8	2	8	5	5	2	8	1	10
40	6	Dennis Graber	2	8	3	7	3	7	6	4	4	6	2	8
28	3	Ray Kochin			1	10	1	10	2	8				
10	1	Conner Burke							1	10				
10	1	Erik Miller									1	10		
9	2	Frank Scavo			4	6			7	3				
7	1	Bill Ascheman											3	7
7	1	Charles King							3	7				
7	1	Trevor Poquette									3	7		
6	1	Bill Ascheman					4	6						
6	1	Christopher King							4	6				
Modified Electric 2														
30	3	Robert Laravie			1	10	1	10			1	10		
28	3	Todd Reid	1	10					2	8			1	10
18	2	Mike Wilson							1	10			2	8



2019 PHA Overall Points



Trophy Eligible		Spring Jefferson			Spring Weatherly			Pagoda			Giant's Despair			Polish Mountain			Duryea		
# of Events	Driver	Event Time	Event Raw Position	Event Points	Event Time	Event Raw Position	Event Points	Event Time	Event Raw Position	Event Points	Event Time	Event Raw Position	Event Points	Event Time	Event Raw Position	Event Points	Event Time	Event Raw Position	Event Points
6	Bob Gardner	70.947	1	100	51.836	3	98	77.606	3	98	41.709	1	100	54.337	1	100	108.443	2	99
6	Bryan Fritzler	78.349	9	92	50.729	1	100	75.42	1	100	42.562	3	98	55.163	3	98	108.13	1	100
6	Mark Aubele	78.738	10	91	52.04	4	97	77.156	2	99	42.559	2	99	54.912	2	99	108.673	3	98
6	Kurt Eikenberg	74.023	2	99	51.208	2	99	77.672	4	97	43.336	6	95	60.484	7	94	114.664	8	93
6	Michael Robinson	78.337	8	93	54.564	11	90	79.935	5	96	44.128	8	93	57.875	4	97	111.332	4	97
6	Dave Cutchins	77.671	7	94	54.048	8	93	80.326	6	95	44.485	9	92	58.25	5	96	113.625	7	94
6	Robert Oswald Jr	79.934	13	88	54.523	10	91	81.846	10	91	46.077	16	85	61.996	12	89	122.837	22	79
6	Ric Johnson	80.234	15	86	56.012	16	87	86.088	23	78	46.033	15	86	65.21	20	81	119.771	14	87
5	Brian Micciche	75.301	3	98	53.764	7	94	81.364	9	92	43.305	5	96	60.521	8	93			
5	George Bowland	76.538	5	96	52.467	5	96	82.676	12	89				59.288	6	95	121.415	20	81
6	Mike Lascoskie	86.323	26	75	57.722	27	75	88.196	33	68	48.173	33	68	64.994	18	83	120.825	17	84
6	Jason Fraley	84.67	20	81	58.32	33	69	85.804	20	81	50.916	50	51	63.011	15	86	123.469	25	76
6	Matt Huffman	80.194	14	87	59.896	45	57	87.015	27	74	50.686	48	53	62.304	13	88	125.133	29	72
6	Gibby Bozicevich	86.117	25	76	58.052	30	72	88.323	34	67	50.48	44	57	65.63	23	78	125.169	30	71
6	Michele Aubele	83.598	19	82	59.85	44	58	88.944	37	64	49.789	42	59	66.688	28	73	127.2	36	65
5	Shawn Mellinger	82.223	17	84				85.776	19	82	48.918	38	63	69.383	37	64	119.169	13	88
6	Kristen Hack	91.229	45	56	57.936	29	73	91.337	40	61	48.634	37	64	67.658	31	70	129.998	46	55
5	Matt Phillips	84.711	21	80				87.071	28	73	50.672	47	54	62.934	14	87	124.289	28	73
6	Dennis Graber	89.247	35	66	59.642	43	59	88.348	35	66	51.769	56	45	66.042	25	76	133.359	53	48
4	Raymond Kochin				53.538	6	95	80.54	8	93	44.123	7	94	66.057	26	75			
6	Timm Murphy	79.079	11	90	55.062	13	89	92.526	46	55	57.717	88	13	69.888	40	61	139.112	71	30
6	Kris Reid	89.944	40	61	60.165	46	56	94.298	52	49	52.545	62	39	69.968	41	60	128.764	39	62
4	Bryan Dion				56.66	18	85	85.344	15	86	47.843	29	72				121.026	18	83
4	Steve Lewis							84.012	14	87	47.595	26	75	67.699	32	69	117.104	10	91
4	Chris Merring				57.144	23	80	85.478	16	85	49.027	39	62				120.734	15	86
6	Thomas Wuellette	89.535	38	63	62.736	61	41	92.847	47	54	54.036	71	30	68.476	35	66	129.81	44	57
6	Gary Reider	89.884	39	62	63.806	66	36	93.796	48	53	50.688	49	52	70.604	45	56	133.277	52	49
4	Richard Good				59.212	39	63	85.905	21	80				63.53	17	84	125.506	32	69
4	Randy Ross				57.106	22	81	87.712	31	70	47.547	24	77				127.858	37	64
6	Dillon Axarlis	85.532	24	77	63.376	64	38	92.335	45	56	56.816	83	18	70.271	42	59	138.271	67	34
3	Ken Taggart	79.67	12	89	55.66	15	88	85.584	18	83									
6	John Pitman	88.904	34	67	63.748	65	37	95.016	57	44	56.341	81	20	70.717	46	55	138.02	65	36
4	Greg Hagan	85.09	23	78	59.134	38	64	86.808	25	76	52.445	60	41						
3	Martin Donnelly				54.432	9	92				48.079	30	71				116.81	9	92
3	Haley Levenoood							82.478	11	90	47.068	21	80				120.765	16	85
6	Shaun Fraley	86.938	28	73	66.992	79	23	95.036	58	43	55.943	78	23	70.441	44	57	140.303	73	28
3	Chris Barrett				57.504	26	77				47.177	22	79				118.632	11	90
3	David Stoner							85.562	17	84	48.566	36	65	61.603	10	91			
3	George Fink	82.667	18	83	56.122	17	86				48.119	31	70						
3	Adrienne Reed				57.838	28	74	87.007	26	75							121.387	19	82
3	Ron Lordy				57.035	21	82	86.364	24	77	48.16	32	69						
5	Michael White	89.309	36	65	63.352	63	39	94.402	53	48	56.248	79	22	71.393	50	51			
3	Cameron Johnston	80.887	16	85				87.803	32	69							125.466	31	70
3	Eli Sharp				58.43	36	66	87.52	30	71							123.317	24	77
3	Vincent Wiczorek				58.786	37	65	87.256	29	72							123.901	26	75



2019 PHA Overall Points



Trophy Eligible		Spring Jefferson			Spring Weatherly			Pagoda			Giant's Despair			Polish Mountain			Duryea		
# of Events	Driver	Event Time	Event Raw Position	Event Points	Event Time	Event Raw Position	Event Points	Event Time	Event Raw Position	Event Points	Event Time	Event Raw Position	Event Points	Event Time	Event Raw Position	Event Points	Event Time	Event Raw Position	Event Points
4	Jody Miller				62.484	59	43	92.216	44	57	53.961	70	31	68.375	34	67			
4	Keith Gerhard	86.601	27	74	64.998	70	32	94.216	51	50							136.741	60	41
6	Matt Hoegg	97.28	50	51	65.986	77	25	96.405	65	36	57.25	85	16	76.484	62	39	140.476	74	27
3	Bill Feist				57.368	25	78	97.974	69	32	46.52	18	83						
4	Jim Weinheimer	90.188	42	59	65.394	71	31	98.311	71	30				66.835	29	72			
6	Glenn Hoffman	90.652	44	57	67.055	81	21	98.688	76	25	61.071	96	5	71.197	48	53	140.158	72	29
3	Eddie Fries				59.339	40	62				50.665	46	55				125.782	33	68
2	Kendrick Giambattista										45.824	14	87				112.57	6	95
3	Todd Reid	77.211	6	95							53.627	67	34				133.199	51	50
2	Merlin Miller							82.876	13	88							118.867	12	89
2	Sherman Baumann							80.328	7	94	46.613	19	82						
3	James Nauman				61.296	50	52	90.758	39	62							129.361	41	60
2	Josh Reinard	76.093	4	97	55.432	14	76												
3	James M. Weinheimer				61.554	52	50	94.004	50	51				66.909	30	71			
2	Jack Danko Sr										45.338	11	90	65.412	22	79			
3	David Ascheman							90.204	38	63	52.511	61	40				127.974	38	63
4	Nancy Lewis							96.28	63	38	51.628	55	46	84.929	71	30	132.442	50	51
2	Dan Jones				56.976	20	83				47.551	25	76						
2	Matt Williams							86.06	22	79							123.157	23	78
5	Michael Daley				64.588	69	33	96.29	64	37	55.585	77	24	73.258	53	48	145.467	86	15
3	Gary Eck	87.145	29	72				95.005	56	45							137.416	63	38
3	Daniel Malave				59.553	42	60				51.093	51	50	74.816	57	44			
2	Stanford Vann				58.33	34	68							63.055	16	85			
2	Jim Chervavage				58.148	31	71				46.686	20	81						
6	Emily Oswald	95.872	49	52	68.662	90	12	98.688	75	26	62.579	100	1	75.425	59	42	144.895	83	18
3	Robert Daley							91.875	43	58	53.253	65	36				130.953	48	53
6	Crystal Whisler	102.119	56	45	69.954	94	8	101.189	84	17	66.553	105	1	69.403	38	63	146.631	89	12
3	Jim Crnkovic	102.55	57	44	60.924	47	55				51.62	54	47						
2	Hunter Huffman													69.323	36	65	122.099	21	80
3	Max Valerio				61.452	51	51				53.385	66	35				129.625	43	58
2	Jake Lewis	87.432	32	69										66.229	27	74			
2	Mike Company										48.541	35	66	65.919	24	77			
4	Dustin Halechko				65.768	75	27	95.764	61	40	56.897	84	17	70.417	43	58			
5	Paul O'Donnell	95.498	48	53	68.621	89	13				57.815	89	12	74.12	55	46	144.998	84	17
3	Don Kennedy				62.374	57	45	94.666	54	47							135.361	58	43
3	Steve DeTurck	90.619	43	58				95.384	60	41							138.285	68	33
2	Dennis Williams							88.522	36	65							125.818	34	67
3	Jeff Avril							95.952	62	39				71.176	47	54	137.434	64	37
4	Joe Whiteley				76.295	106	1				57.466	87	14	69.848	39	62	132.315	49	52
2	Brandon Lazar				58.338	35	67				49.088	40	61						
3	Pete Sandy	89.512	37	64	64.004	67	35				54.495	74	27						
2	Keith Kennedy							91.75	42	59							129.301	40	61
2	Mike Wilson										47.623	27	74				136.278	59	42
2	Bryan Borkey							91.666	41	60							130.942	47	54
6	Mike Axarlis	92.229	46	55	71.668	98	4	106.041	90	11	74.215	109	1	112.68	78	23	144.094	82	19



2019 PHA Overall Points



Trophy Eligible		Spring Jefferson			Spring Weatherly			Pagoda			Giant's Despair			Polish Mountain			Duryea		
# of Events	Driver	Event Time	Event Raw Position	Event Points	Event Time	Event Raw Position	Event Points	Event Time	Event Raw Position	Event Points	Event Time	Event Raw Position	Event Points	Event Time	Event Raw Position	Event Points	Event Time	Event Raw Position	Event Points
2	Kevin Miller				59.361	41	61				51.491	53	48						
5	Jessica Fessler	100.723	55	46	73.904	104	1	109.596	93	8				78.605	65	36	145.547	87	14
2	Skip Levengood										50.032	43	58				135.145	57	44
5	Robert Oswald Sr				70.36	95	7	100.445	82	19	52.128	59	42	83.625	70	31	164.029	104	1
3	James Oswald							97.215	67	34				74.521	56	45	144.009	81	20
6	Grace Huntzinger	100.419	53	48	72.488	101	1	103.652	86	15	62.616	101	1	83.213	69	32	155.72	99	2
1	Conner Burke										43.239	4	97						
2	David Hoppe							93.826	49	52							134.937	56	45
1	Kerry Hitt																112.205	5	96
4	John Devorak				69.756	92	10				58.081	90	11	72.241	52	49	141.377	75	26
2	Frank Scavo				61.938	53	49				51.82	57	44						
1	Erik Miller													60.765	9	92			
1	Stephen Sincavage										44.842	10	91						
6	Don McLaughlin	109.584	62	39	71.89	99	3	106.245	91	10	65.786	104	1	79.91	67	34	155.197	98	3
1	Robert Lewis													61.627	11	90			
2	Courtney Cox				62.18	55	47				52.04	58	43						
1	Mary Sincavage										45.596	12	89						
1	Charles King										45.599	13	88						
1	Al Corazza				56.802	19	84												
1	Christopher King										46.397	17	84						
1	Trevor Poquette													65.107	19	82			
2	Tyler James				63.25	62	40	95.216	59	42									
2	Boyd Wagner III							94.921	55	46							138.144	66	35
4	Paul Berdych	103.304	59	42							64.767	103	1	77.918	64	37	156.063	100	1
1	Chris Carlisle													65.296	21	80			
1	Dan Ennis				57.21	24	79												
1	Mike Polakoski										47.311	23	78						
5	William Norton	102.95	58	43				111.136	95	6	80.235	111	1	92.875	76	25	187.976	106	1
1	Kihurani Gakuu													124.074	27	74			
1	Brian Halecki										47.706	28	73						
2	Gordon Wise				62.322	56	46				54.595	75	26						
3	John Hartnett				68.062	84	18	104.488	88	13				76.127	61	40			
1	Elazar Mann	87.16	30	71															
1	Logan Fink				58.268	32	70												
1	Hugh Jonas	87.184	31	70															
2	Raf Roman	88.302	33	68	72.57	102	1												
2	Neil Peterson	98.825	52	49							56.76	82	19						
1	John Felten													67.899	33	68			
1	Michael Frohman										48.536	34	67						
1	Dennis Portillo																126.235	35	66
3	Ursula Whisler				67.39	82	20	99.808	81	20							142.861	78	23
2	James Hinrichs							98.888	78	23							136.8	61	40
2	John Ortega							99.36	79	22							136.807	62	39
1	Matt Jones										49.302	41	60						
1	Pat Shannon																129.386	42	59



2019 PHA Overall Points



Trophy Eligible		Spring Jefferson			Spring Weatherly			Pagoda			Giant's Despair			Polish Mountain			Duryea		
# of Events	Driver	Event Time	Event Raw Position	Event Points	Event Time	Event Raw Position	Event Points	Event Time	Event Raw Position	Event Points	Event Time	Event Raw Position	Event Points	Event Time	Event Raw Position	Event Points	Event Time	Event Raw Position	Event Points
1	Dave Smith																142.738	76	25
1	Mike Ancas				66.828	78	24												
3	Daryl Whisler				71.322	96	6	104.253	87	14							154.002	97	4
1	Elias Espinal				67.032	80	22												
1	Joe Katarsky										56.279	80	21						
4	Dave Arron				69.809	93	9	109.268	92	9	67.543	106	1				158.678	102	1
1	Bruce Gordon				67.744	83	19												
1	Bruce Whipple				68.076	85	17												
1	Bill Ascheman																145.27	85	16
1	Samson Sobolewski				68.142	86	16												
1	Frank Katona				68.556	88	14												
2	Jenny Weaver				71.572	97	5				58.486	92	9						
1	Charles Fetterman										58.14	91	10						
1	Peter Stillwell																149.478	93	8
1	Matt Cuddy							110.114	94	7									
1	Bob Siskovitz										60.06	94	7						
1	Jeff Barbour																150.29	94	7
1	Charles Reel										61.778	99	2						
1	John Stinsmen				91.044	111	1												
1	Charles Baylor										63.184	102	1						
1	Charles Christ Sr				88.02	109	1												
1	Tim Williams																158.272	101	1
1	Mary Anne Fieux				90.468	110	1												
1	Daniel Martin										78.334	110	1						



2019 PHA Mileage Points



Trophy Winner		Trophy Eligible	Spring Jefferson (1.7 miles)		Spring Weatherly (1 mile)		Pagoda (1.3 miles)		Giant's Despair (1 mile)		Polish Mountain (1.2 miles)		Duryea (2.25 miles)	
Total	# of Events	Driver	Event # of Runs	Event Points	Event # of Runs	Event Points	Event # of Runs	Event Points	Event # of Runs	Event Points	Event # of Runs	Event Points	Event # of Runs	Event Points
85.5	6	Grace Huntzinger	20	34.0	8	8.0	10	13.0	4	4.0	9	10.8	7	15.8
82.6	6	John Pitman	18	30.6	8	8.0	9	11.7	8	8.0	9	10.8	6	13.5
81.9	6	Timm Murphy	18	30.6	6	6.0	10	13.0	8	8.0	9	10.8	6	13.5
79.9	6	Shaun Fraley	19	32.3	5	5.0	8	10.4	8	8.0	7	8.4	7	15.8
79.6	6	Dillon Axarlis	17	28.9	8	8.0	8	10.4	8	8.0	9	10.8	6	13.5
74.4	6	Michele Aubele	16	27.2	8	8.0	9	11.7	8	8.0	5	6.0	6	13.5
73.6	6	Emily Oswald	16	27.2	7	7.0	9	11.7	8	8.0	7	8.4	5	11.3
70.9	5	Jessica Fessler	18	30.6	7	7.0	7	9.1			7	8.4	7	15.8
70.1	6	Matt Huffman	10	17.0	8	8.0	9	11.7	8	8.0	8	9.6	7	15.8
69.7	6	Kris Reid	14	23.8	8	8.0	6	7.8	8	8.0	9	10.8	5	11.3
67.8	5	Shawn Mellinger	14	23.8			9	11.7	8	8.0	9	10.8	6	13.5
67.1	6	Matt Hoegg	16	27.2	5	5.0	3	3.9	8	8.0	6	7.2	7	15.8
66.8	6	Michael Robinson	10	17.0	8	8.0	9	11.7	7	7.0	8	9.6	6	13.5
66.8	5	Paul O'Donnell	16	27.2	8	8.0			5	5.0	9	10.8	7	15.8
66.5	6	Crystal Whisler	10	17.0	8	8.0	9	11.7	8	8.0	5	6.0	7	15.8
66.0	6	Mike Axarlis	14	23.8	7	7.0	10	13.0	4	4.0	2	2.4	7	15.8
65.5	6	Rick Johnson	12	20.4	8	8.0	9	11.7	8	8.0	7	8.4	4	9.0
65.4	6	Gary Reider	12	20.4	7	7.0	9	11.7	8	8.0	4	4.8	6	13.5
65.0	6	Gibby Bozicevich	12	20.4	8	8.0	5	6.5	8	8.0	9	10.8	5	11.3
64.9	6	Jason Fraley	9	15.3	8	8.0	9	11.7	8	8.0	7	8.4	6	13.5
64.9	6	Thomas Wuellette	10	17.0	6	6.0	9	11.7	6	6.0	7	8.4	7	15.8
64.2	5	Matt Phillips	16	27.2			7	9.1	7	7.0	8	9.6	5	11.3
64.1	6	Kristen Hack	10	17.0	8	8.0	8	10.4	8	8.0	6	7.2	6	13.5
61.3	5	Donald DeHart	14	23.8	8	8.0	10	13.0	3	3.0			6	13.5
60.8	5	Michael White	16	27.2	8	8.0	8	10.4	8	8.0	6	7.2		
60.7	6	Mike Lascoskie	10	17.0	8	8.0	8	10.4	8	8.0	5	6.0	5	11.3
59.8	6	Robert Oswald Jr	11	18.7	3	3.0	8	10.4	8	8.0	7	8.4	5	11.3
59.5	4	Paul Berdych	16	27.2					8	8.0	9	10.8	6	13.5
59.4	4	Keith Gerhard	16	27.2	7	7.0	9	11.7					6	13.5
58.9	6	Don McLaughlin	8	13.6	6	6.0	8	10.4	8	8.0	8	9.6	5	11.3
57.8	6	Dennis Graber	12	20.4	8	8.0	9	11.7	4	4.0	2	2.4	5	11.3
53.0	6	Kurt Eikenberg	8	13.6	7	7.0	10	13.0	7	7.0	1	1.2	5	11.3
53.0	3	Cameron Johnston	15	25.5			9	11.7					7	15.8
52.9	5	Brian Micciche	12	20.4	8	8.0	9	11.7	8	8.0	4	4.8		
51.2	6	Glenn Hoffman	6	10.2	1	1.0	9	11.7	4	4.0	9	10.8	6	13.5
49.7	6	Bob Gardner	5	8.5	5	5.0	9	11.7	6	6.0	6	7.2	5	11.3



2019 PHA Mileage Points



Trophy Winner		Trophy Eligible	Spring Jefferson (1.7 miles)		Spring Weatherly (1 mile)		Pagoda (1.3 miles)		Giant's Despair (1 mile)		Polish Mountain (1.2 miles)		Duryea (2.25 miles)	
Total	# of Events	Driver	Event # of Runs	Event Points	Event # of Runs	Event Points	Event # of Runs	Event Points	Event # of Runs	Event Points	Event # of Runs	Event Points	Event # of Runs	Event Points
49.6	6	Dave Cutchins	2	3.4	8	8.0	10	13.0	8	8.0	5	6.0	5	11.3
48.6	6	Bryan Fritzler	2	3.4	7	7.0	10	13.0	8	8.0	5	6.0	5	11.3
48.6	4	Jim Weinheimer	12	20.4	7	7.0	8	10.4			9	10.8		
44.7	3	Gary Eck	12	20.4			10	13.0					5	11.3
44.6	5	Susan Salsburg			6	6.0	9	11.7	5	5.0	7	8.4	6	13.5
44.5	6	Mark Aubele	2	3.4	7	7.0	9	11.7	5	5.0	7	8.4	4	9.0
44.0	4	Greg Hagan	10	17.0	7	7.0	10	13.0	7	7.0				
43.4	4	Chris Merring			8	8.0	9	11.7	8	8.0			7	15.8
42.6	4	John Devorak			8	8.0			8	8.0	9	10.8	7	15.8
42.1	5	Michael Daley			4	4.0	8	10.4	6	6.0	5	6.0	7	15.8
40.2	3	Todd Reid	11	18.7					8	8.0			6	13.5
39.8	3	George Fink	14	23.8	8	8.0			8	8.0				
39.5	3	Jeff Avril					10	13.0			9	10.8	7	15.8
38.9	4	Dave Arron			7	7.0	8	10.4	8	8.0			6	13.5
38.9	3	Steve DeTurck	12	20.4			9	11.7					3	6.8
37.3	4	Jody Miller			8	8.0	9	11.7	8	8.0	8	9.6		
36.7	3	Ursula Whisler			8	8.0	10	13.0					7	15.8
35.2	4	Amanda Krause			4	4.0	9	11.7	6	6.0			6	13.5
34.4	3	Daryl Whisler			7	7.0	9	11.7					7	15.8
34.4	3	Don Kennedy			7	7.0	9	11.7					7	15.8
34.4	4	Ray Kochin			8	8.0	10	13.0	5	5.0	7	8.4		
33.5	4	Randy Ross			8	8.0	10	13.0	8	8.0			2	4.5
33.4	4	Nancy Lewis					10	13.0	8	8.0	1	1.2	5	11.3
33.4	4	Bryan Dion			8	8.0	3	3.9	8	8.0			6	13.5
33.3	4	Joe Whiteley			1	1.0			8	8.0	9	10.8	6	13.5
33.3	4	Dustin Halechko			8	8.0	9	11.7	4	4.0	8	9.6		
33.2	3	Adrienne Reed			8	8.0	9	11.7					6	13.5
32.2	3	Haley Levengood					10	13.0	8	8.0			5	11.3
32.2	4	Adam Weaver			8	8.0	9	11.7	8	8.0			2	4.5
31.8	3	Max Valerio			8	8.0			8	8.0			7	15.8
31.2	4	Richard Good			8	8.0	9	11.7			4	4.8	3	6.8
31.2	3	Robert Daley					9	11.7	6	6.0			6	13.5
30.4	3	James Oswald					10	13.0			7	8.4	4	9.0
30.1	2	Josh Reinard	13	22.1	8	8.0								
28.9	5	Robert Oswald Sr.			3	3.0	8	10.4	5	5.0	5	6.0	2	4.5
28.9	4	Steve Lewis					9	11.7	7	7.0	1	1.2	4	9.0



2019 PHA Mileage Points



Trophy Winner		Trophy Eligible	Spring Jefferson (1.7 miles)		Spring Weatherly (1 mile)		Pagoda (1.3 miles)		Giant's Despair (1 mile)		Polish Mountain (1.2 miles)		Duryea (2.25 miles)	
Total	# of Events	Driver	Event # of Runs	Event Points	Event # of Runs	Event Points	Event # of Runs	Event Points	Event # of Runs	Event Points	Event # of Runs	Event Points	Event # of Runs	Event Points
28.8	2	Jake Lewis	12	20.4							7	8.4		
28.7	2	Dennis Williams					10	13.0					7	15.8
28.7	2	James Hinrichs					10	13.0					7	15.8
28.7	2	John Ortega					10	13.0					7	15.8
28.6	3	Jim Crnkovic	8	13.6	7	7.0			8	8.0				
28.5	5	William Norton	6	10.2			8	10.4	2	2.0	3	3.6	1	2.3
28.3	3	David Stoner					9	11.7	7	7.0	8	9.6		
27.7	3	James Nauman			7	7.0	9	11.7					4	9.0
27.5	3	Martin Donnelly			7	7.0			7	7.0			6	13.5
27.4	2	Bryan Borkey					9	11.7					7	15.8
27.4	2	Randall Hartinger					9	11.7					7	15.8
27.2	1	Hugh Jonas	16	27.2										
27.1	3	James M. Weinheimer			7	7.0	9	11.7			7	8.4		
27.0	3	Ron Lordy			8	8.0	10	13.0	6	6.0				
26.5	2	Bill Ascheman					10	13.0					6	13.5
26.5	2	Keith Kennedy					10	13.0					6	13.5
26.5	2	Mike Sacks					10	13.0					6	13.5
25.7	3	Kendrick Giambattista					9	11.7	5	5.0			4	9.0
25.2	2	Bill Lessig					9	11.7					6	13.5
25.2	2	William Sekella					9	11.7					6	13.5
24.6	3	Pete Sandy	8	13.6	7	7.0			4	4.0				
24.3	5	George Bowland	2	3.4	6	6.0	7	9.1			3	3.6	1	2.3
24.3	3	Robert Laravie			8	8.0	7	9.1			6	7.2		
24.3	3	Chris Barrett			5	5.0			8	8.0			5	11.3
24.3	3	Eddie Fries			7	7.0			6	6.0			5	11.3
23.9	2	David Hoppe					8	10.4					6	13.5
23.6	3	John Hartnett			7	7.0	10	13.0			3	3.6		
23.4	3	Daniel Malave			8	8.0			7	7.0	7	8.4		
23.1	2	Michael Kurtz									8	9.6	6	13.5
22.6	2	Matt Williams					7	9.1					6	13.5
21.5	2	Mike Wilson							8	8.0			6	13.5
21.0	2	Sherman Baumann					10	13.0	8	8.0				
20.9	3	Vincent Wiczorek			8	8.0	3	3.9					4	9.0
20.7	2	Bryner Raudibaugh					9	11.7					4	9.0
20.1	3	David Ascheman					3	3.9	5	5.0			5	11.3
19.7	2	Merlin Miller					10	13.0					3	6.8



2019 Lloyd Geib Memorial Points



Trophy Winner		Trophy Eligible	Spring Jefferson			Spring Weatherly			Pagoda			Giant's Despair			Polish Mountain			Duryea		
Total	# of Events	Driver	Event PIC	# in Class	Event Points	Event PIC	# in Class	Event Points	Event PIC	# in Class	Event Points	Event PIC	# in Class	Event Points	Event PIC	# in Class	Event Points	Event PIC	# in Class	Event Points
290	6	Jason Fraley	2	3	20	1	8	80	1	4	40	2	7	60	2	5	40	1	5	50
280	5	Ric Johnson	1	3	30	1	7	70	1	4	40	1	10	100	1	4	40			
270	6	Matt Huffman	1	1	10	2	8	70	2	4	30	1	7	70	1	5	50	2	5	40
250	6	Bryan Fritzier	3	3	10	1	6	60	1	4	40	2	8	70	2	3	20	1	5	50
250	6	Bob Gardner	1	3	30	3	6	40	2	4	30	1	8	80	1	3	30	2	5	40
250	6	Mark Aubele	4	5	20	1	5	50	1	5	50	1	5	50	1	5	50	1	3	30
250	6	Michele Aubele	1	1	10	1	3	30	3	8	60	1	6	60	1	2	20	2	8	70
250	4	Bryan Dion				1	7	70	1	6	60	1	5	50				1	7	70
230	6	Gibby Bozicevich	1	3	30	2	6	50	2	4	30	5	10	60	2	4	30	3	5	30
230	6	Shaun Fraley	1	3	30	1	2	20	2	5	40	1	3	30	1	5	50	2	7	60
210	6	Crystal Whisler	1	3	30	2	5	40	2	5	40	1	2	20	2	5	40	2	5	40
190	6	Kurt Eikenberg	2	3	20	2	6	50	3	4	20	3	8	60	3	3	10	3	5	30
190	6	Robert Oswald Jr	1	2	20	1	3	30	1	5	50	1	2	20	1	4	40	1	3	30
190	6	Michael Robinson	3	5	30	3	5	30	2	5	40	3	5	30	2	5	40	2	3	20
190	3	Chris Barrett				3	7	50				2	10	90				1	5	50
180	6	Kristen Hack	2	3	20	4	7	40	3	4	20	4	10	70	3	4	20	5	5	10
180	5	Brian Micciche	2	5	40	2	5	40	3	5	30	2	5	40	3	5	30			
170	6	Mike Lascoskie	1	2	20	2	4	30	2	4	30	5	7	30	2	4	30	1	3	30
170	4	Ray Kochin				4	8	50	1	4	40	2	7	60	1	2	20			
170	5	Matt Phillips	1	2	20				2	6	50	2	5	40	1	3	30	5	7	30
160	2	Matt Williams							1	8	80							1	8	80
160	4	Jody Miller				3	8	60	3	4	20	3	7	50	3	5	30			
150	4	Steve Lewis							1	3	30	1	4	40	1	3	30	1	5	50
150	3	Ursula Whisler				1	5	50	1	5	50							1	5	50
150	3	Gary Eck	1	3	30				1	5	50							1	7	70
150	4	Chris Merring				1	6	60	2	3	20	2	4	30				2	5	40
140	6	Timm Murphy	3	3	10	1	4	40	1	2	20	5	7	30	4	5	20	4	5	20
140	2	Dennis Williams							2	8	70							2	8	70
140	3	Eli Sharp				2	7	60	4	6	30							3	7	50
130	6	Kris Reid	2	3	20	3	6	40	4	4	10	8	10	30	4	4	10	4	5	20
130	3	Vincent Wieczorek				3	7	50	3	6	40							4	7	40
130	6	Gary Reider	2	2	10	4	7	40	5	6	20	3	5	30	3	3	10	6	7	20
130	3	Robert Daley							5	8	40	3	6	40				4	8	50
130	6	Dillon Axarlis	1	3	30	2	3	20	1	3	30	3	3	10	1	3	30	2	2	10
130	6	Mike Axarlis	1	2	20	1	3	30	1	2	20	1	1	10	1	1	10	4	7	40
120	5	Michael Daley				2	3	20	6	8	30	5	6	20	1	2	10	5	8	40
110	6	Glenn Hoffman	1	1	10	2	2	10	3	5	30	2	3	20	4	5	20	2	3	20
110	2	Hunter Huffman													1	5	50	2	7	60
110	2	Bryan Borkey							4	8	50							3	8	60
100	6	John Pitman	2	3	20	3	3	10	3	3	10	2	3	20	2	3	20	1	2	20
100	5	Michael White	3	3	10	1	3	30	2	3	20	1	3	30	3	3	10			
100	6	Dennis Graber	2	2	10	3	4	20	3	4	20	6	7	20	4	4	10	2	3	20
100	5	Jessica Fessler	2	2	10	2	3	20	2	2	10				3	5	30	5	7	30
90	3	Martin Donnelly				4	6	30				5	8	40				4	5	20
90	6	Grace Huntzinger	2	3	20	4	5	20	5	5	10	3	3	10	1	1	10	4	5	20
90	3	Steve DeTurck	2	4	30				1	3	30							1	3	30
90	3	Ron Lordy				1	4	40	2	3	20	2	4	30						
90	3	Daryl Whisler				3	5	30	3	5	30							3	5	30
90	2	Ralph Weaver				4	8	50				4	7	40						
90	2	Shane Feasler													2	5	40	3	7	50
80	4	Joe Whiteley				3	3	10				2	2	10	3	5	30	1	3	30
80	3	James M. Weinheimer				2	3	20	2	5	40				3	4	20			
80	6	Emily Oswald	3	4	20	1	2	20	3	3	10	1	1	10	2	2	10	3	3	10
80	2	Kevin Miller				5	7	30				6	10	50						



2019 Lloyd Geib Memorial Points



Trophy Winner		Trophy Eligible	Spring Jefferson			Spring Weatherly			Pagoda			Giant's Despair			Polish Mountain			Duryea		
Total	# of Events	Driver	Event PIC	# in Class	Event Points	Event PIC	# in Class	Event Points	Event PIC	# in Class	Event Points	Event PIC	# in Class	Event Points	Event PIC	# in Class	Event Points	Event PIC	# in Class	Event Points
80	5	Shawn Mellinger	1	1	10				1	1	10	3	3	10	4	5	20	1	3	30
80	6	Matt Hoegg	4	4	10	1	2	20	1	1	10	1	2	20	5	5	10	3	3	10
80	3	Todd Reid	1	5	50							2	2	10				1	2	20
80	1	Michael Frohman										3	10	80						
80	3	Max Valerio				5	7	30				4	5	20				3	5	30
70	5	George Bowland	1	2	20	1	2	20	1	1	10				1	1	10	1	1	10
70	4	Keith Gerhard	1	2	20	1	1	10	1	2	20							1	2	20
70	3	Adrienne Reed				1	2	20	2	3	20							1	3	30
70	1	Conner Burke										1	7	70						
70	4	Jim Weinheimer	2	2	10	3	3	10	4	5	20				2	4	30			
70	2	Jim Chernavage				2	4	30				1	4	40						
70	3	Jim Crnkovic	3	3	10	6	7	20				7	10	40						
70	4	Randy Ross				1	1	10	1	1	10	1	4	40				2	2	10
70	4	Adam Weaver				3	3	10	7	8	20	6	6	10				6	8	30
70	4	Dustin Halechko				2	3	20	1	1	10	2	4	30	2	2	10			
60	5	Donald DeHart	3	3	10	5	5	10	4	5	20	2	2	10				5	5	10
60	4	Dave Arron				1	3	30	1	1	10	1	1	10				2	2	10
60	6	Don McLaughlin	1	1	10	1	1	10	3	3	10	1	1	10	1	1	10	3	3	10
60	3	James Oswald							2	3	20				1	2	20	2	3	20
60	2	William Sekella							1	3	30							1	3	30
60	5	Robert Oswald Sr.				2	2	10	4	5	20	2	2	10	5	5	10	7	7	10
60	3	David Stoner							1	3	30	3	4	20	1	1	10			
60	1	Al Corazza				2	7	60												
60	6	Dave Cutchins	1	1	10	1	1	10	1	1	10	1	1	10	1	1	10	1	1	10
60	4	Richard Good				1	1	10	1	2	20				1	1	10	1	2	20
60	4	Nancy Lewis							3	3	10	3	4	20	3	3	10	4	5	20
60	2	Josh Reinard	1	3	30	2	4	30												
60	2	Sherman Baumann							4	4	10	4	8	50						
60	3	George Fink	1	2	20	1	2	20				1	2	20						
60	6	Thomas Wuellette	1	1	10	1	1	10	2	2	10	1	1	10	1	1	10	1	1	10
60	5	Paul O'Donnell	3	3	10	6	6	10				4	4	10	2	3	20	5	5	10
60	4	John Devorak				7	8	20				6	7	20	5	5	10	5	5	10
50	5	Susan Salsburg				1	1	10	1	1	10	1	1	10	1	1	10	1	1	10
50	2	Merlin Miller							1	3	30							1	2	20
50	1	Charles King										3	7	50						
50	3	Kendrick Giambattista							4	5	20	4	5	20				3	3	10
50	5	William Norton	1	1	10				1	1	10	1	1	10	1	1	10	1	1	10
50	3	Haley Levengood							1	1	10	1	2	20				1	2	20
50	2	Dan Jones				2	2	10				1	4	40						
50	1	Kenneth Barto										2	6	50						
50	3	Eddie Fries				5	6	20				7	8	20				5	5	10
50	3	Jeff Avril							3	5	30				4	4	10	3	3	10
40	2	Ken Taggart	2	3	20	3	4	20												
40	2	Mike Sacks							2	3	20							2	3	20
40	2	Stanford Vann				1	2	20							1	2	20			
40	2	Mike Wilson										2	4	30				2	2	10
40	2	Jake Lewis	1	3	30										1	1	10			
40	2	Bill Feist				1	2	20				1	2	20						
40	4	Greg Hagan	1	1	10	1	1	10	1	1	10	2	2	10						
40	2	Keith Kennedy							1	2	20							1	2	20
40	2	David Hoppe							4	4	10							3	5	30
40	1	Christopher King										4	7	40						
40	1	Elazar Mann	1	4	40															
40	1	Mike Polakoski										1	4	40						



2019 Lloyd Geib Memorial Points



Trophy Winner		Trophy Eligible	Spring Jefferson			Spring Weatherly			Pagoda			Giant's Despair			Polish Mountain			Duryea		
Total	# of Events	Driver	Event PIC	# in Class	Event Points	Event PIC	# in Class	Event Points	Event PIC	# in Class	Event Points	Event PIC	# in Class	Event Points	Event PIC	# in Class	Event Points	Event PIC	# in Class	Event Points
40	3	Cameron Johnston	1	1	10				3	3	10							2	3	20
40	2	Jenny Weaver				6	8	30				7	7	10						
40	1	Eric Johnson																2	5	40
40	2	Brandon Lazar				3	4	20				3	4	20						
40	4	Amanda Krause				7	7	10	6	6	10	5	5	10				7	7	10
40	1	Elias Espinal				5	8	40												
40	4	Paul Berdych	2	2	10							1	1	10	2	2	10	2	2	10
40	1	Dustin Axarlis													2	5	40			
40	1	Erik Miller													1	4	40			
30	1	Brendan Cunningham										6	8	30						
30	2	Bill Lessig							1	1	10							1	2	20
30	3	John Hartnett				2	2	10	1	1	10				2	2	10			
30	2	Alan Leshar	2	3	20							1	1	10						
30	1	Stephen Sincavage										1	3	30						
30	3	Don Kennedy				1	1	10	2	2	10							2	2	10
30	1	Gary Polakoski										4	6	30						
30	1	Dave Miller																1	3	30
30	1	Brian Halecki										2	4	30						
30	2	Ed Grega				1	1	10				3	4	20						
30	3	Pete Sandy	5	5	10	5	5	10				5	5	10						
30	3	James Nauman				1	1	10	1	1	10							3	3	10
30	3	David Ascheman							1	1	10	1	1	10				1	1	10
30	1	Dennis Portillo																1	3	30
30	2	Andrew Baylor				3	3	10				3	4	20						
30	3	Daniel Malave				1	1	10				1	1	10	1	1	10			
30	1	Dave Karp				4	6	30												
30	3	Robert Laravie				1	1	10	1	1	10				1	1	10			
30	2	Tyler James				4	5	20	5	5	10									
30	2	John Ortega							5	5	10									
30	2	Alan Grola				7	7	10				9	10	20						
30	2	Michael Kurtz													1	1	10	2	3	20
30	2	Mike Company										1	2	20	1	1	10			
30	1	Jerry Woody										2	4	30						
30	2	Jack Danko Sr										1	1	10	1	2	20			
20	1	John Stinsmen				1	2	20												
20	1	Dave Smith																1	2	20
20	1	Trevor Poquette													3	4	20			
20	2	Bryner Raudibaugh							2	2	10							1	1	10
20	2	Neil Peterson	2	2	10							2	2	10						
20	1	Charles Christ Sr				2	3	20												
20	1	Jay Gyger													1	2	20			
20	2	Gordon Wise				2	2	10				2	2	10						
20	2	Skip Levengood										2	2	10				2	2	10
20	1	Chris Carlisle													2	3	20			
20	1	Peter Stillwell																6	7	20
20	1	Ted Theodore				1	2	20												
20	1	Kerry Hitt																1	2	20
20	1	Mary Sincavage										2	3	20						
20	1	George Witman	1	2	20							3	4	20						
20	1	Robert Katarsky																		
20	2	Randall Hartinger							1	1	10							1	1	10
20	1	Adolf Battifarano				1	2	20												
20	1	Frank Katona				5	6	20												
20	1	Pat Shannon																2	3	20

