

**Pennsylvania Hillclimb Association
2019 SCHEDULE**

**July 6-7 --- Giant's Despair Hillclimb,
Laurel Run, PA**

August 3-4 ----- Polish Mountain Hillclimb, Flintstone, MD

August 17-18 ----- Duryea Hillclimb, Reading, PA

**August 30-September 1 ----- Fall Shenandoah Level 3 TT,
Shenandoah Circuit, Summit Point Motorsports Park, Summit Point, WV
September 14-15 ----- Fall Weatherly Hillclimb, Weatherly, PA**

Pagoda Hillclimb Records

CLASS	TIME	NAME	CAR	YEAR
COURSE RECORD	73.374	George Bowland	02 BBR Shark	2011
AMERICAN SEDAN	84.627	Mark Aubele	84 Mustang	2013
B-SPEC	104.237	Dave Arron	13 Ford Fiesta	2014
IMPROVED TOURING A	89.466	Kendrick Giambatista	95 Dodge Neon	2011
IMPROVED TOURING B	92.655	Steve Deturck	84 VW Gti	2013
IMPROVED TOURING C	95.804	Glenn Hoffman	75 VW Scirocco	2013
IMPROVED TOURING E	82.459	Alexander Kihurani	05 Mitsubishi Evo 8	2012
IMPROVED TOURING S	89.660	David Ascheman	98 Volkswagen Gti Sharpie	2018
IMPROVED TOURING R	86.877	Kendrick Giambatista	95 BMW M3	2014
SUPER STREET PREPARED	82.861	Mark Aubele	01 Chevy Corvette	2012
A STREET PREPARED	89.766	James Nauman	05 Subaru Impreza WRX	2018
B STREET PREPARED	83.503	Shawn Mellinger	04 MazdaSpeed Miata	2017
C STREET PREPARED	92.311	Glenn Hoffman	89 Honda CRX	2016
D STREET PREPARED	85.804	Jason Fraley	06 Audi A3	2019
E STREET PREPARED	79.613	Mark Aubele	14 Mustang	2016
F STREET PREPARED	90.554	Mike Ancas	92 Honda Civic	2012
STREET MOD	80.109	Steve Lewis	04 Ford Mach 1	2014
SUPER STREET MOD	81.106	Dan Reed	86 Chevy Corvette	2015
STREET MOD FWD	85.344	Bryan Dion	07 Volkswagen GTI	2019
STREET MOD EXTREME	77.156	Mark Aubele	97 BMW M3	2019
TOURING 2	87.422	Jim Kreitzburg	12 Corvette	2013
TOURING 3	92.526	Timm Murphy	00 Mazda RX8 Rennie	2019
TOURING 4	97.211	Randy Hartinger	03 Mini Cooper S	2016
SPEC MIATA	96.515	Greg Gialloredo	92 Mazda Miata	2017
SUPER TOURING U	84.481	Andrew Mull	08 Subaru STI	2014
SUPER TOURING L	90.544	Josh Reinard	97 Acura Integra GS-R	2018
SUPER PRODUCTION O	79.969	Merlin Miller	66 Sunbeam Tiger	2011
SUPER PRODUCTION U	92.942	Ted Theodore	97 Westfield 7 Megabusa	2017
RALLY	84.252	Houssam Tarabay	06 Mitsubishi Evo IX	2014
RALLY FORCED INDUCTION	91.661	Keith Kennedy	93 Subaru Imprezza	2017
E PRODUCTION	88.020	Leigh Earnshaw	95 Dodge Neon	2012
F PRODUCTION	91.542	Tim Murphy	90 Mazda Miata	2011
H PRODUCTION	90.837	Mike Ancas	85 Honda Civic	2014
GT-1	85.583	Brian Halecki	82 Chevy Camaro	2011
GT-2	79.353	Merlin Miller	66 Sunbeam Tiger	2014
GT-3	91.114	Mike Ancas	86 Honda Civic	2016
GT-LITE	91.904	Mike Ancas	85 Honda CRX	2015
INEX MOD	82.478	Haley Levensgood	37 Ford Legend	2019
A SPORTS RACER	82.676	George Bowland	03 Cheetah SR1	2019
PROTOTYPE 1	76.748	Bob Gardner	06 Stohr Wf-1	2016
PROTOTYPE 2	81.377	Kurt Eikenberg	00 Prince Pr1	2015
FORMULA B	80.326	Dave Cutchins	11 Stohr F-1000	2019
FORMULA CONTINENTAL	80.180	Jason Keffer	82 Sparton	2011
FORMULA FORD	82.950	Matthew Amos	82 Van Deimen	2014
FORMULA V	89.106	Curt Bennett	90 Protoform P1	2016
FORMULA S	80.260	Timm Murphy	00 Formula Mazda	2016
CLUB FORD	86.808	Greg Hagan	73 Lola T340	2019
SOLO V	82.492	Robert Oswald Jr	04 Viper SV-1	2017
VINTAGE 1	92.521	Warren Schiff	62 Lotus Super 7	2013
VINTAGE 2	117.757	Sue Salsburg	61 Jaguar MK2	2013
VINTAGE 3	111.136	William Norton	60 Cooper Formula 3	2019
HISTORIC 1	88.383	Adolf Battifarano	68 Lotus 7	2012
HISTORIC 2	85.905	Richard Good	72 Triumph TR6	2019
HISTORIC 3	84.066	Bob D'Amore		2011
HISTORIC 4	95.020	Steven Hirschtritt	65 AH Sprite	2016
SPECIAL 1	73.374	George Bowland	02 BBR Shark	2011
SPECIAL 2	81.802	John Hartnett	04 Klaus Hk-2	2012
SPECIAL 3	79.865	Raymond Kochin	80 Chevy Sport Modified	2017
MODIFIED ELECTRIC 2	92.459	Todd Reid	14 EVSR Electric Sprots	2017
READING POLICE	114.488	2 Police Officers	Police Car	2019

2019 Pagoda Hillclimb					Drivers Who Beat Records			
Class	Time	Name	Car	Year	Driver	Car	New Record	Raw Time
D STREET PREPARED	87.786	Jason Fraley	06 Audi A3	2017	Jason Fraley	06 Audi A3	New Record	85.804
D STREET PREPARED	87.786	Jason Fraley	06 Audi A3	2017	Matt Huffman	05 Mazda Rx-8		87.015
STREET MOD FWD	85.378	Hunter Huffman	90 Honda Civic Si	2011	Bryan Dion	07 Volkswagen GTI	New Record	85.344
STREET MOD EXTREME	79.622	Mark Aubele	97 BMW M3	2017	Mark Aubele	97 BMW M3	New Record	77.156
TOURING 3	93.682	Thomas Wuellette	13 Volkswagen GTI	2017	Timm Murphy	13 Volkswagen GTI	New Record	92.526
TOURING 3	93.682	Thomas Wuellette	13 Volkswagen GTI	2017	Thomas Wuellette	13 Volkswagen GTI		92.847
INEX MOD	83.044	Haley Levengood	37 Ford Legend	2016	Haley Levengood	37 Ford Legend	New Record	82.478
A SPORTS RACER	88.684	George Bowland	03 BBR Cheetah	2018	George Bowland	03 Cheetah SR1	New Record	82.676
FORMULA B	83.296	Dave Cutchins	11 Stohr F-1000	2018	Dave Cutchins	11 Stohr F-1000	New Record	80.326
CLUB FORD	87.318	Greg Hagan	74 Lola T340	2016	Greg Hagan	73 Lola T340	New Record	86.808
VINTAGE 3	112.598	David Jensen	34 Ford Sedan	2012	William Norton	60 Cooper Formula 3	New Record	111.136
HISTORIC 2	85.983	Rich Good	72 Triumph TR6	2016	Richard Good	72 Triumph TR6	New Record	85.905





C6 SUNDAY, JUNE 23, 2019

READING EAGLE, READING, PA.

Pagoda Hillclimb



Competitors wait at the Pagoda for the trip down the hill on the first day of the Pagoda Hillclimb.

SPECIAL TO THE READING EAGLE: TOM BOLAND

Fitzler leads after Day One

READING EAGLE

Bryan Fritzier recorded the fastest time on the first day of competition Saturday at the Pagoda Hillclimb. Fritzier, racing a 73 Tui BHS in the S1 class, clocked a 77.492 on the 1.35-mile course up Duryea Drive in Reading.

The final round of competition begins today around 9 a.m. and concludes around 4 p.m.



William Norton of Shillington waits to make a run in his 1960 Cooper Formula 3.

THE RESULTS

ITA: Dustin Holachuk, 90 Plymouth Neon, 97.620; T8: Steve DeLuca, 84 Volkswagen GTI, 97.759; T9B: David Anderson, 93 VW GTI Cabrio, 98.244; **S&P:** Shawn Mulligan, 84 International Harvester, 85.826; **BBP:** Brent Hanson, 05 Subaru WRX, 90.738; **BSP:** Matt Williams, 03 BMW M3, 84.674; **CSP:** Scott Gardner, 99 Mazda Miata, 94.208; **SBP:** Jason Farris, 05 Audi A3, 86.480; **ESP:** Steve Lewis, Honda Civic, 86.142; **RSP:** Ursula Winkler, 98 Plymouth Neon, 100.720; **SM:** Eric Johnson, 78 Ford Mustang, 86.870; **SEM:** David Stone, 99 Chevy Corvette, 85.542; **SMP:** Bryan Dixon, 02 Volkswagen GTI, 83.544; **MSR:** Mark Kennedy, 07 BMW X3, 77.982; **T:** Thomas Vuolletti, 13 Volkswagen GTI, 53.094; **T-6:** Randall Harting, 03 Mini Cooper S, 82.853; **BAHR:** Keith Kennedy, 03 Subaru Impreza, 92.462; **BP:** Matthew Hoag, 88 Plymouth Neon, 96.405; **HP:** Mike Aeriali, 83 VW Golf, 106.493; **GTS:** Randy Ross, 95 Chevy Monte Carlo SS, 90.202; **GTS:** Martin Miller, 64 Surbreen Tiger, 84.826; **GTS:** Gary La, 83 VW GTI, 95.047; **GTS:** William Salata, 77 Honda Civic, 95.386; **MB:** Wiley Levergood, 37 Ford Legend, 84.142; **ABP:** George Rowland, 03 Chevrolet S10, 85.484; **B:** Steve Cochran, 15 Buick Wildcat, 83.238; **PP:** Clinton Austin, 84 Mustang V6, 84.344; **CP:** Greg Hagem, 11 Lotus Elise, 87.612; **MS:** David Jones, 86 MG MGA, 110.068; **VB:** Susan Salsburg, 63 Jaguar MK2, 127.234; **VB:** William Norton, 61 Cooper Formula 3, 118.134; **MB:** Bill Smith, 67 Lotus Elise, 97.974; **MB:** Richard Good, 72 Triumph TR6, 87.492; **MB:** John Hartman, 70 Cadillac 1-10 Super V6, 136.302; **MB:** Steven Hirsch, 05 Austin Healey Sprite, 97.134; **BA:** Bryan Fitzler, 73 Tui BHS, 77.492; **BB:** Robert Oswald Jr., 04 VW Jetta, 84.362; **BB:** Raymond Kuehn, 80 Chevy General Lee, 84.748; **MB:** Robert Larawie, 15 Baker Torpedo Kid, 126.288.



Bryan Fritzier of Lincoln University leads after the Pagoda Hillclimb's first day in his 1973 Tui BHS.



Richard Good of Mohnton in his 1972 Triumph TR6 Saturday.



Bill Aschman of Douglassville drives his 1952 MG TD Replica up Duryea Drive.



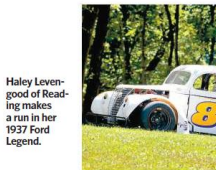
Susan Salsburg of Mays Landing, N.J., competes in a 1961 Jaguar MK2 at the Pagoda Hillclimb.



Bryner Raudibaugh of Reading drives his 1970 Fiat 850 Spyder during the first day of competition.



Merlin Miller of Leesport in his 1966 Sunbeam Tiger during Saturday's competition.



Haley Leven-good of Reading makes a run in her 1937 Ford Legend.



Michael White of Leesport in his 1992 Caracal D.



Robert Oswald Sr. of Reading competes in his 1971 VW Bug.

PAGODA HILLCLIMB

Fritzler finishes as overall winner

READING EAGLE

Bryan Fritzler cemented his status as the fastest driver on Duryea Drive Sunday to finish as the overall winner, posting the low time for the second straight day at the Pagoda Hillclimb.

Driving in the S1 class, the Lincoln University resident drove his 73 Tui BH3 up the 1.35-mile course in 75.420 seconds. He also posted the top time on Saturday with a 77.492.

Robert Oswald Jr. of Boyertown had the fastest time by a Berks County driver, finishing in 81.846 in his 2004 Viper SV-1 in the S2 class.

THE RESULTS

ITA: Dustin Halechko, 99 Plymouth Neon, 95.764; **ITB:** Steve DeTurck, 84 Volkswagen GTI, 95.384; **ITS:** David Aschman, 98 VW GTI Sharpe, 90.204; **SSP:** Shawn Malling, 04 Mazdaispaid Miata, 85.776; **ASP:** James Nauman, 05 Subaru WRX, 90.758; **BSP:** Matt Williams, 01 BMW M3, 86.060; **CSP:** Keith Gerhard, 99 Mazda Miata, 04.216; **DSP:** Jason Fraker, 06 Audi A3, 85.804; **ESP:** Steve Lewis, Horseless Carriage, 84.012; **FSP:** Unalua Whittier, 98 Plymouth Neon, 99.808; **SMB:** Eric Johnson, 79 Ford Mustang, 86.088; **SMD:** David Stone, 99 Chevy Corvette, 85.562; **SMP:** Bryan Dixon, 07 Volkswagen GTI, 85.344; **SMM:** Mark Aubale, 97 BMW M3, 77.156; **TB:** Timm Murphy, 00 Mazda RX8 Benrine, 92.526; **T4:** Randall Hartger, 03 Mini Cooper S, 98.853; **BALF:** Keith Kennedy, 93 Subaru Impreza, 91.750; **FP:** Matthew Hoegg, 98 Plymouth Neon, 96.405; **HP:** Mike Axarlis, 85 VW Golf, 106.041; **GTI:** Randy Ross, 95 Chevy Monte Carlo SS, 87.112; **GT:** Merlin Miller, 66 Sunbeam Tiger, 82.876; **GTB:** Gary Eck, 83 VW GTI, 95.005; **GTU:** William Saker, 77 Honda Civic, 98.372; **IM:** Haley Levingood, 37 Ford Legend, 82.478; **ASB:** George Bowland, 03 Chevrolet S11, 82.676; **FB:** Dave Catchins, 11 Soble F-1000, 80.326; **FV:** Dillon Axarlis, 84 Womner EV3, 92.325; **CF:** Greg Hagan, 73 Lola T340, 86.808; **SV:** George Fink, 66 Autodynamics Formula, DNS; **V1:** David Aron, 56 MG MGA, 109.268; **V2:** Susan Salzburg, 61 Jaguar MK2, 127.234; **V3:** William Norton, 60 Cooper Formula 3, 111.136; **M3:** Bill Jensen, 67 Lotus Elan, 97.974; **M2:** Richard Good, 72 Triumph TR6, 85.905; **M3:** John Hartnett, 70 Caldwell D-10 Super Vee, 104.488; **M4:** Steven Hirschrift, 65 Austin Healey Sprite, 96.642; **S1:** Bryan Fritzler, 73 Tui BH3, 75.420; **S2:** Robert Oswald Jr., 04 Viper SV-1, 81.846; **S3:** Raymond Kochin, 80 Chevy General Lee, 80.540; **ME2:** Robert Lare, 15 Baker Torpedo Kid, 125.754.



SPECIAL TO THE READING EAGLE: TOM BOLAND
Bryan Fritzler of Lincoln University is the overall winner with a fastest time of 75.420 in S1 class in his 1973 Tui BH3 at the Pagoda Hillclimb Sunday on Duryea Drive.



SPECIAL TO THE READING EAGLE: TOM BOLAND
Steve DeTurck of Reading in his 1984 Volkswagen GTI wins the Improved Touring B class with a time of 95.384.



SPECIAL TO THE READING EAGLE: TOM BOLAND
Robert Oswald Jr. of Boyertown, in his 2004 Viper SV-1 is the fastest Berks County driver with a time of 81.846 in S2 Class.



SPECIAL TO THE READING EAGLE: TOM BOLAND
Haley Levingood of Reading, who won the INEX Mod Class with a time of 82.478, prepares to make a run in his 1937 Ford Legend Sunday.



SPECIAL TO THE READING EAGLE: TOM BOLAND
Steven Hirschrift of Robesonia in his 1965 Austin Healey Sprite wins the Historic 4 class in 96.642.



SPECIAL TO THE READING EAGLE: TOM BOLAND
William Norton of Shillington in his 1960 Cooper Formula 3 wins the Vintage 3 class with a time of 111.136.



SPECIAL TO THE READING EAGLE: TOM BOLAND
Keith Kennedy of Laureldale drives his 1993 Subaru Impreza to a first-place finish in the Rally Forced Induction class with a time of 91.750 Sunday.

Pagoda Hillclimb draws car enthusiasts, fans

From the bottom of the hill to the Pagoda in just over a minute

BY JEFF MCGAW
READING EAGLE

It takes most people three or four minutes to drive the roughly 1.3 miles from the start of Duryea Drive in Reading to a point just short of the famous Pagoda near the top of Mount Penn.

It took Bryan Fritzier 75.4 seconds.

"It's fun to go fast," said Fritzier, a retired chemical engineer from Lincoln University in Chester County, who unofficially hit a Hillclimb

IN SPORTS: Pagoda Hillclimb coverage. C4

sixth of nine mostly hairpin turns between the start and finish of that drive.

Fritzier was one of about 100 drivers who entered the Pagoda Hillclimb, a timed race sanctioned by the Sports Car Club of America and hosted by the Blue Mountain Region SCCA.

The Pagoda Hillclimb is the junior cousin to the more famous and historic Duryea Hillclimb, which tacks on the additional mile from the Pagoda to the William Penn Memorial Fire Tower at the tippy top of Mount Penn.

The Duryea Hillclimb, to be held August 17-18, is in its 68th year. The Pagoda Hillclimb ran originally from 1965 to 1978. It was resurrected in 1990 and has been running every year since,



READING EAGLE: JEFF MCGAW

Susan Salsburg and husband, Dave Arron, stand next to their 1961 Jaguar. The couple from Mays Landing, N.J., were among about 100 drivers at the Pagoda Hillclimb held Saturday and Sunday. The race is the junior cousin of the Duryea Hillclimb. Salsburg and Arron were married at the Pagoda during the Duryea Hillclimb in August 1986.

according to John Tumolo, the official race starter and longtime member.

Both races are part of an eight-race circuit run by the Pennsylvania Hillclimb Association.

The race attracts drivers aged anywhere from their 20s into their 80s. The field includes everyone from complete motorheads who can build car engines from scratch, and who can speak ad nauseam about the failings of the fuel injection system of the 1971 Volkswagen Beetle, to relative novices such as Amanda Krause.

Krause, a Washington, D.C., attorney, became addicted to the sport four years ago by virtue of her relationship with her boyfriend, Robert Daley, a

lobbyist in the capital, and his father, Mike Daley of Shillington, both of whom race.

"I've always found fast cars exciting and fun despite not being able to fix them when they break," said Krause, who drives a 1993 Saab 900 turbo. "It's just a thrilling activity that seemed fun," she said.

"I gave it a try," Krause added. "I wasn't sure if I would stick with it. My first time up the hill it was mildly terrifying, but it's a lot of fun so I keep coming back and am just trying to get a little faster every run."

"We compete with cars that are still road going," said Mike Daley, 67. "A lot of these other cars are complete race cars. Ours can be driven on the road. They're legal and

inspected. We run more for the fun of it."

Daley raced a little after college, but then got back into the sport at age 59.

'Totally a hobby'

"This is totally a hobby," said Daley, who works for McFarland Business Systems. "You can't make any money on this. This is a negative cash flow venture. You get a dash plaque if you win. If you don't win, your trophy is taking your car home in one piece if you didn't hit something. My goal is to take the car home. So I don't go as hard as some of these guys do."

Not everyone gets up the hill as quickly as Fritzier.

Susan Salsburg and husband, Dave Arron, of Cape



READING EAGLE: JEFF MCGAW

Bryan Fritzier of Lincoln University in Chester County shows off his 1973 Tui. Fritzier turned in a time of just over 75 seconds on the twisting, nine-turn, 1.34-mile, uphill track that is the Pagoda Hillclimb. "I like to go fast," Fritzier said.

May, N.J., might have posed no threat to the land speed record, but they were having fun.

Salsburg drives a red 1961 Jaguar MK2 that, upon every hairpin turn in the course, leans like a ship in heavy seas. Her fastest time from start to finish Sunday was just over two minutes and seven seconds.

Arron, at the wheel of a green 1956 MGA with a four cylinder, 1600 cc engine, completed the course in just over one minute and 49 seconds.

Salsburg and Arron were married at the Duryea Hillclimb on Aug. 23, 1986. Salsburg's maid of honor was the green MGA that had, special for the occasion, a bouquet of flowers wired to the grill.

Race fans are shuttled to various spots, mostly at turns, along the course. They include family and friends of the drivers, as well as people like Joey Koehler of Blandon,

who brought his two sons, Joseph, 3, and Nicholas, 2, to watch the race from turn two.

"It's the second year we came," Koehler said. "I brought my older son last year, and he's been talking about it all year. We figured we'd come back. He really likes race cars."

"There's a lot of race cars in one spot, and it's neat because it's all types of different cars from all over the place," added Koehler, a project manager in a construction company.



Cory and Jacob Engle, identical 15-year-old twins from Shillington, were there with their mother, Marie.



"We kind of started out with Matchbox cars," Cory Engle said. "We were always into it. It's always a dream to be able to drive for a team, but right now because we're not 16 and we don't have a license, we drive a go-cart."



Contact Jeff McGaw: 610-371-5071 or jmcgaw@readingeagle.com.


Visit the links below for more pictures:



<https://www.readingeagle.com/apps/pbcs.dll/gallery?Site=RE&Date=20190623&Category=SPORTS&ArtNo=623009999&Ref=PH>



 2019 Pagoda Hillclimb Blue Mountain Region SCCA June 22-23, 2019 						
Event 3 PHA Championship Event						
ITA - IMPROVED TOURING A						Best Time
1 33 Dustin Halechko 99 Plymouth Neon						95.764
Sat	101.066	98.904	97.632			
Sun	97.416	95.764	98.062			
ITB - IMPROVED TOURING B						Best Time
1 84 Steve DeTurck 84 Volkswagen GTI						95.384
Sat	103.185	97.128	100.114			
Sun	96.804	96.136	95.384			
2 83 James Oswald 84 VW Rabbit						97.215
Sat	99.175	99.182				
Sun	98.217	97.215	97.690	97.266		
3 881 Emily Oswald 84 Volkswagen Rabbit						98.688
Sat	158.075	99.920	101.740			
Sun	100.045	98.940	98.688			
ITS - IMPROVED TOURING S						Best Time
1 420 David Ascheman 98 VW GTI Sharpie						90.204
Sat	90.651	90.410	90.204			
Sun	DNS					
SSP - SUPER STREET PREPARED						Best Time
1 191 Shawn Mellinger 04 Mazdaspeed Miata						85.776
Sat	88.621	86.308	86.538			
Sun	87.273	85.776	85.968			
ASP - A STREET PREPARED						Best Time
1 932 James Nauman 05 Subaru WRX						90.758
Sat	94.009	90.940	90.758			
Sun	92.285	90.869	91.546			



 2019 Pagoda Hillclimb Blue Mountain Region SCCA June 22-23, 2019 						
Event 3 PHA Championship Event						
BSP - B STREET PREPARED						Best Time
1 46 Matt Williams 01 BMW M3						86.060
Sat	91.169	87.800	88.513			
Sun	87.262	86.060				
2 146 Dennis Williams 01 BMW M3						88.522
Sat	93.481	90.254				
Sun	95.006	89.381	88.838	88.522		
3 188 Michele Aubele 12 BMW 135i						88.944
Sat	90.294	88.944	88.992			
Sun	89.456	91.334	89.952			
4 23 Bryan Borkey 01 Honda S2000						91.666
Sat	100.325	96.014	95.394			
Sun	93.502	91.666	91.712			
5 307 Robert Daley 03 Honda S2000						91.875
Sat	96.643	92.180	92.216			
Sun	92.182	91.875	92.722			
6 707 Michael Daley 03 Honda S2000						96.290
Sat	96.290	96.792				
Sun	100.437	99.566	96.518			
7 214 Adam Weaver 87 Porsche 944 S						97.991
Sat	99.662	99.772	98.052			
Sun	97.991	98.362	98.282			
8 280 Michael Daley 78 Datsun 280z						101.766
Sat	101.918	101.878	101.766			
Sun	104.509	101.799				
CSP - C STREET PREPARED						Best Time
1 86 Keith Gerhard 99 Mazda Miata						94.216
Sat	94.465	94.268	94.406			
Sun	94.945	94.216	94.230			
2 55 Paul Malko 99 Mazda Miata						97.707
Sat	104.771	102.122	101.862			
Sun	98.389	97.707	98.500			


 2019 Pagoda Hillclimb 				
Blue Mountain Region SCCA				
June 22-23, 2019				
Event 3 PHA Championship Event				
DSP - D STREET PREPARED				Best Time
1 142 Jason Fraley 06 Audi A3				85.804
Sat	88.258	87.056	86.480	
Sun	87.472	85.804	86.900	
2 512 Matt Huffman 05 Mazda Rx-8				87.015
Sat	89.350	87.828	88.048	
Sun	89.124	87.015	87.250	
3 3 Jody Miller 10 Honda Civic				92.216
Sat	99.615	95.620	94.154	
Sun	99.431	93.137	92.216	
4 989 David Hoppe 92 Bmw 325i				93.826
Sat	96.165	94.534		
Sun	94.438	93.839	93.826	
ESP - E STREET PREPARED				Best Time
1 341 Steve Lewis Horseless Carriage				84.012
Sat	92.789	86.188	86.162	
Sun	86.217	84.012	85.356	
2 27X Chris Merring 98 Ford Mustang				85.478
Sat	89.409	86.640	86.840	
Sun	88.766	86.013	85.478	
3 34 Nancy Lewis Horseless Carriage				96.280
Sat	105.916	100.072		
Sun	102.779	99.388	96.280	96.844
FSP - F STREET PREPARED				Best Time
1 775 Ursula Whisler 98 Plymouth Neon				99.808
Sat	102.552	100.230		
Sun	102.401	100.317	100.854	99.808
2 175 Crystal Whisler 98 Plymouth Neon				101.189
Sat	113.611	101.246	103.204	
Sun	106.897	101.189	102.792	
3 751 Daryl Whisler 98 Plymouth Neon				104.253
Sat	109.861	116.502	106.754	
Sun	104.253	104.613	105.820	
4 75 Donald DeHart 98 Plymouth Neon				105.780
Sat	111.799	109.764		
Sun	110.452	107.014	105.780	108.608
5 189 Matt Cuddy 92 Eagle Talon				110.114
Sat	112.627	110.114	112.458	
Sun	110.820	111.677	110.958	



 2019 Pagoda Hillclimb Blue Mountain Region SCCA June 22-23, 2019 						
Event 3 PHA Championship Event						
SM - STREET MOD						Best Time
1 306 Ric Johnson 79 Ford Mustang						86.088
Sat	90.863	87.558	86.870			
Sun	86.676	86.088	95.442			
2 B4 Gibby Bozicevich 9? Camaro Z-28						88.323
Sat	92.593	89.376	89.016			
Sun	88.323					
3 30 Kristen Hack 79 Ford Mustang						91.337
Sat	98.375	93.588				
Sun	102.761	91.337	94.754			
4 L8 Kris Reid 9? Chevy Z28						94.298
Sat	96.700	94.688				
Sun	95.051	94.298				
SSM - SUPER STREET MOD						Best Time
1 601 David Stoner 99 Chevy Corvette						85.562
Sat	90.102	85.562	87.368			
Sun	89.950	86.599	90.020			
2 91 Adrienne Reed 86 Chevrolet Corvette						87.007
Sat	87.673	91.100	89.260			
Sun	89.290	87.007	88.468			
3 88 Cameron Johnston 95 Mazda Turbo Miata						87.803
Sat	92.538	90.244	89.638			
Sun	90.185	87.803	88.526			



 2019 Pagoda Hillclimb					
Blue Mountain Region SCCA					
June 22-23, 2019					
Event 3 PHA Championship Event					
SMF - STREET MOD FWD				Best Time	
1 32 Bryan Dion 07 Volkswagen GTI				85.344	
Sat	87.230	85.704	85.344		
Sun					
2 66 Matt Phillips 00 Honda Civic				87.071	
Sat	88.557	88.652	87.876		
Sun	87.893	87.071	DNF		
3 63 Vincent Wiczorek 98 Acura Integra				87.256	
Sat	92.463	91.900	87.256		
Sun	DNF				
4 163 Eli Sharp 98 Acura Integra				87.520	
Sat	88.203	87.520			
Sun	DNF				
5 13 Gary Reider 86 Saab 900s				93.796	
Sat	97.671	94.924	94.756		
Sun	94.447	93.796	95.696		
6 203 Amanda Krause 93 Saab 900s				100.464	
Sat	103.219	103.464	102.490		
Sun	101.760	100.839	100.464		
SMX - STREET MOD EXTREME				Best Time	
1 53 Mark Aubele 97 BMW M3				77.156	
Sat	92.898	79.948	77.982		
Sun	79.407	78.195	77.156		
2 19 Michael Robinson 99 Chevy Camaro				79.935	
Sat	85.109	81.072	82.570		
Sun	81.946	79.935	80.940		
3 888 Brian Micciche 93 Mazda Rx7				81.364	
Sat	85.171	83.800	81.364		
Sun	87.209	82.185	82.530		
4 193 Kendrick Giambattista 98 BMW m3				85.584	
Sat	89.725	102.050	85.692		
Sun	86.660	85.727	85.584		
5 33 Tyler James 98 BMW 323is				95.216	
Sat	96.404	95.216			
Sun					


 2019 Pagoda Hillclimb Blue Mountain Region SCCA June 22-23, 2019 					
Event 3 PHA Championship Event					
T3 - TOURING 3					Best Time
1 351 Timm Murphy 13 Volkswagen GTI					92.526
Sat	96.327	93.584			
Sun	94.775	93.502	93.320	92.526	
2 153 Thomas Wuellette 13 Volkswagen GTI					92.847
Sat	94.087	93.734	93.096		
Sun	93.951	92.847	96.520		
T4 - TOURING 4					Best Time
1 47 Randall Hartinger 03 Mini Cooper Mini Cooper S					98.853
Sat	98.853	99.024	99.624		
Sun	99.654	99.569	100.116		
RALFI - RALLY FORCED INDUCTION					Best Time
1 93 Keith Kennedy 93 Subaru Impreza					91.750
Sat	92.823	92.462			
Sun	94.847	93.328	93.596	91.750	
2 931 Don Kennedy 93 Subaru Impreza					94.666
Sat	95.273	96.234	94.666		
Sun	95.164	95.715	95.968		
FP - F PRODUCTION					Best Time
1 106 Matthew Hoegg 98 Plymouth Neon					96.405
Sat	102.930	96.405	97.644		
Sun					
HP - H PRODUCTION					Best Time
1 45 Mike Axarlis 85 VW Golf					106.041
Sat	106.041	108.472			
Sun	112.640	114.220	111.334	110.444	
2 451 Jessica Fessler 85 VW Golf					109.596
Sat	112.997	109.596	111.468		
Sun	115.174	114.680			
GT1 - GT-1					Best Time
1 25 Randy Ross 95 Chevy Monto carlo ss					87.712
Sat	91.473	90.292			
Sun	89.268	89.367	90.914	87.712	

 2019 Pagoda Hillclimb 						
Blue Mountain Region SCCA						
June 22-23, 2019						
Event 3 PHA Championship Event						
GT2 - GT-2						Best Time
1 28 Merlin Miller 66 Sunbeam Tiger						82.876
Sat	84.845	84.826				
Sun	85.153	102.819	82.876	84.046		
2 59 Ron Lordy 08 Ford Mustang						86.364
Sat	88.096	87.896				
Sun	89.189	87.684	86.364	87.732		
3 712 James Hinrichs 97 BMW M3						98.888
Sat	107.396	106.646				
Sun	106.074	99.345	98.888	100.850		
GT3 - GT-3						Best Time
1 2X Gary Eck 83 VW GTI						95.005
Sat	95.947	97.908				
Sun	97.413	95.005	95.788	97.208		
2 42 Shaun Fraley Ford Pinto						95.036
Sat	103.347	99.876				
Sun	97.938	DNF	96.784	95.036		
3 157 Glenn Hoffman 87 VW Scirocco 16V						98.688
Sat	122.260	106.048	103.220			
Sun	105.598	98.688	98.728			
4 283 Robert Oswald Sr 71 VW Bug						100.445
Sat	106.795	109.264				
Sun	104.108	100.445	101.436			
5 57 Grace Huntzinger 87 VW Scirocco 16V						103.652
Sat	110.700	109.352				
Sun	110.744	105.157	109.228	103.652		
GTL - GT-LITE						Best Time
1 196 William Sekella 77 Honda Civic						98.372
Sat	102.326	99.964	99.386			
Sun	98.683	99.161	98.372			
2 1196 Mike Sacks 77 Honda Civic						98.616
Sat	105.231	100.812				
Sun	100.523	98.801	98.616	98.944		
3 43 Don McLaughlin 83 Renault R5						106.245
Sat	DNF					
Sun	110.601	106.245	106.420	107.350		

 2019 Pagoda Hillclimb 						
Blue Mountain Region SCCA						
June 22-23, 2019						
Event 3 PHA Championship Event						
IM - INEX MOD						Best Time
1 8L Haley Levensgood 37 Ford Legend						82.478
Sat	86.614	84.162				
Sun	87.128	83.661	82.478	83.246		
ASR - A SPORTS RACER						Best Time
1 11 George Bowland 03 Cheetah SR1						82.676
Sat	85.484					
Sun	85.137	82.676	83.018			
FB - FORMULA B						Best Time
1 94 Dave Cutchins 11 Stohr F-1000						80.326
Sat	86.030	81.328				
Sun	82.197	80.677	80.326	81.268		
FV - FORMULA V						Best Time
1 87 Dillon Axarlis 84 Womer EV1						92.335
Sat	97.215	94.744				
Sun	94.686	92.335	DNF	94.148		
2 85 Michael White 92 Caracal D						94.402
Sat	98.645	95.664				
Sun	98.278	DNF	95.148	94.402		
3 95 John Pitman 97 Caracal CR						95.016
Sat	DNF	97.936				
Sun	98.353	96.260	95.016	95.122		
CF - CLUB FORD						Best Time
1 31 Greg Hagan 73 Lola T340						86.808
Sat	92.845	87.632				
Sun	92.136	87.362	86.808	88.256		
V1 - VINTAGE 1						Best Time
1 56 David Arron 56 MG MGA						109.268
Sat	118.087	110.968	DNF			
Sun	112.034	109.268	111.432			
V2 - VINTAGE 2						Best Time
1 38 Susan Salsburg 61 Jaguar MK2						127.234
Sat	128.593	127.234	128.950			
Sun	128.000	127.720	128.036			

 2019 Pagoda Hillclimb Blue Mountain Region SCCA June 22-23, 2019 						
Event 3 PHA Championship Event						
V3 - VINTAGE 3						Best Time
1 887 William Norton 60 Cooper Formula 3						111.136
Sat	114.062	111.136				
Sun	113.597	111.372	118.818			
H1 - HISTORIC 1						Best Time
1 27 Bill Lessig 67 Lotus Elan						97.974
Sat	102.445	97.974	100.966			
Sun	101.893	99.898	101.320			
H2 - HISTORIC 2						Best Time
1 171 Richard Good 72 Triumph TR6						85.905
Sat	89.659	87.192	87.472			
Sun	87.798	85.905	86.520			
2 210 Boyd Wagner III 74 Triumph TR6						94.921
Sat	101.446	94.921	96.746			
Sun	DNS					
H3 - HISTORIC 3						Best Time
1 6 John Hartnett 70 Caldwell D-10 Super Vee						104.488
Sat	110.689	108.392				
Sun	104.771	105.931	104.490	104.488		
H4 - HISTORIC 4						Best Time
1 61 Steven Hirschtritt 65 Austin Healey Sprite						96.642
Sat	100.055	97.588	97.134			
Sun	97.973	98.062	96.642			
2 714 Bryner Raudibaugh 70 Fiat 850 Spyder						98.588
Sat	99.907	99.598	98.588			
Sun	99.876	99.148	100.198			

 2019 Pagoda Hillclimb Blue Mountain Region SCCA June 22-23, 2019 						
Event 3 PHA Championship Event						
S1 - SPECIAL 1						Best Time
1	21 Bryan Fritzler 73 Tui BH3					75.420
	Sat	79.007	77.492			
	Sun	80.740	77.810	76.426	75.420	
2	4 Bob Gardner 06 Stohr Wf-1					77.606
	Sat	79.050				
	Sun	90.369	77.606	79.412	79.576	
3	8 Kurt Eikenberg 94 Cheetah SR1					77.672
	Sat	80.445	78.804			
	Sun	93.046	79.291	79.584	77.672	
4	36 Sherman Baumann 15 Mod-lite					80.328
	Sat	84.191	80.672			
	Sun	85.904	81.036	81.442	80.328	
S2 - SPECIAL 2						Best Time
1	81 Robert Oswald Jr. 04 Viper Sv-1					81.846
	Sat	84.868	84.162			
	Sun	87.246	84.997	81.846	DNF	
2	416 James M. Weinheimer 85 Volkswagen Golf					94.004
	Sat	97.335	103.692	95.840		
	Sun	96.767	95.087	94.004		
3	161 Jeff Avril 95 Honda Del Sol					95.952
	Sat	103.465	100.196			
	Sun	99.654	96.073	95.952	96.218	
4	116 Jim Weinheimer 85 VW Golf					98.311
	Sat	98.311	100.864			
	Sun	108.883	98.950	100.208		
5	76 John Ortega 93 Honda Civic					99.360
	Sat	105.859	102.824			
	Sun	100.907	102.010	99.948	99.360	

 2019 Pagoda Hillclimb 						
Blue Mountain Region SCCA June 22-23, 2019 Event 3 PHA Championship Event						
S3 - SPECIAL 3						Best Time
1 1 Raymond Kochin 80 Chevy General Lee						80.540
Sat	84.748	85.614				
Sun	83.112	82.897	80.540	82.028		
2 1191 Mike Lascoskie 77 Chevrolet Monza						88.196
Sat	90.981	88.196				
Sun	93.654	88.635	88.722			
3 10 Dennis Graber 10 Chevrolet Silverado						88.348
Sat	DNF	97.020				
Sun	93.744	92.114	90.618	88.348		
4 14 Bill Ascheman 52 MG TD Replica						99.566
Sat	111.299	103.174				
Sun	103.699	100.653	99.566	100.286		
ME2 - MODIFIED ELECTRIC 2						Best Time
1 99 Robert Laravie 15 Baker Torpedo Kid						125.754
Sat	126.288					
Sun	126.636	125.754	133.498			



2019 Pagoda Hillclimb
Blue Mountain Region SCCA
June 22-23, 2019



Event 3 PHA Championship Event

Row #	Pos.	Class	#	Driver	Car Model	Raw Time	Diff.	From 1st	Avg Speed
1	1	S1	21	Bryan Fritzier	73 Tui BH3	75.42	0	0	62.1
2	1	SMX	53	Mark Aubele	97 BMW M3	77.156	1.736	1.736	60.7
3	2	S1	4	Bob Gardner	06 Stohr Wf-1	77.606	0.45	2.186	60.3
4	3	S1	8	J Kurt Eikenberg	94 Cheetah SR1	77.672	0.066	2.252	60.3
5	2	SMX	19	Michael Robinson	99 Chevy Camaro	79.935	2.263	4.515	58.5
6	1	FB	94	Dave Cutchins	11 Stohr F-1000	80.326	0.391	4.906	58.3
7	4	S1	36	Sherman Baumann	15 Mod-lite	80.328	0.002	4.908	58.3
8	1	S3	1	Raymond Kochin	80 Chevy General Lee	80.54	0.212	5.12	58.1
9	3	SMX	888	Brian Micciche	93 Mazda Rx7	81.364	0.824	5.944	57.5
10	1	S2	81	Robert Oswald Jr.	04 Viper Sv-1	81.846	0.482	6.426	57.2
11	1	IM	8L	Haley Levengood	37 Ford Legend	82.478	0.632	7.058	56.7
12	1	ASR	11	George Bowland	03 Cheetah SR1	82.676	0.198	7.256	56.6
13	1	GT2	28	Merlin Miller	66 Sunbeam Tiger	82.876	0.2	7.456	56.5
14	1	ESP	341	Steve Lewis	Horseless Carriage	84.012	1.136	8.592	55.7
15	1	SMF	32	Bryan Dion	07 Volkswagen GTI	85.344	1.332	9.924	54.8
16	2	ESP	27X	Chris Merring	98 Ford Mustang	85.478	0.134	10.058	54.8
17	1	SSM	601	David Stoner	99 Chevy Corvette	85.562	0.084	10.142	54.7
18	4	SMX	193	Kendrick Giambattista	98 BMW m3	85.584	0.022	10.164	54.7
19	1	SSP	191	Shawn Mellinger	04 Mazdaspeed Miata	85.776	0.192	10.356	54.6
20	1	DSP	142	Jason Fraley	06 Audi A3	85.804	0.028	10.384	54.5
21	1	H2	171	Richard Good	72 Triumph TR6	85.905	0.101	10.485	54.5
22	1	BSP	46	Matt Williams	01 BMW M3	86.06	0.155	10.64	54.4
23	1	SM	306	Eric Johnson	79 Ford Mustang	86.088	0.028	10.668	54.4
24	2	GT2	59	Ron Lordy	08 Ford Mustang	86.364	0.276	10.944	54.2
25	1	CF	31	Greg Hagan	73 Lola T340	86.808	0.444	11.388	53.9
26	2	SSM	91	Adrienne Reed	86 Chevrolet Corvette	87.007	0.199	11.587	53.8
27	2	DSP	512	Matt Huffman	05 Mazda Rx-8	87.015	0.008	11.595	53.8
28	2	SMF	66	Matt Phillips	00 Honda Civic	87.071	0.056	11.651	53.7
29	3	SMF	63	Vincent Wiczorek	98 Acura Integra	87.256	0.185	11.836	53.6
30	4	SMF	163	Eli Sharp	98 Acura Integra	87.52	0.264	12.1	53.5
31	1	GT1	25	Randy Ross	95 Chevy Monto Carlo SS	87.712	0.192	12.292	53.4
32	3	SSM	88	Cameron Johnston	95 Mazda Turbo Miata	87.803	0.091	12.383	53.3
33	2	S3	1191	Mike Lascoskie	77 Chevrolet Monza	88.196	0.393	12.776	53.1
34	2	SM	B4	Gibby Bozicevich	9? Camaro Z-28	88.323	0.127	12.903	53.0
35	3	S3	10	Dennis Graber	10 Chevrolet Silverado	88.348	0.025	12.928	53.0
36	2	BSP	146	Dennis Williams	01 BMW M3	88.522	0.174	13.102	52.9
37	3	BSP	188	Michele Aubele	12 BMW 135i	88.944	0.422	13.524	52.6
38	1	ITS	420	David Ascheman	98 VW GTI Sharpie	90.204	1.26	14.784	51.9
39	1	ASP	932	James Nauman	05 Subaru WRX	90.758	0.554	15.338	51.6
40	3	SM	30	Kristen Hack	79 Ford Mustang	91.337	0.579	15.917	51.2
41	4	BSP	23	Bryan Borkey	01 Honda S2000	91.666	0.329	16.246	51.1
42	1	RALFI	93	Keith Kennedy	93 Subaru Impreza	91.75	0.084	16.33	51.0
43	5	BSP	307	Robert Daley	03 Honda S2000	91.875	0.125	16.455	50.9
44	3	DSP	3	Jody Miller	10 Honda Civic	92.216	0.341	16.796	50.8
45	1	FV	87	Dillon Axarlis	84 Womer EV1	92.335	0.119	16.915	50.7
46	1	T3	351	Timm Murphy	13 Volkswagen GTI	92.526	0.191	17.106	50.6
47	2	T3	153	Thomas Wuелlette	13 Volkswagen GTI	92.847	0.321	17.427	50.4
48	5	SMF	13	Gary Reider	86 Saab 900s	93.796	0.949	18.376	49.9
49	4	DSP	989	David Hoppe	92 Bmw 325i	93.826	0.03	18.406	49.9
50	2	S2	416	James M. Weinheimer	85 Volkswagen Golf	94.004	0.178	18.584	49.8
51	1	CSP	86	Keith Gerhard	99 Mazda Miata	94.216	0.212	18.796	49.7
52	4	SM	L8	Kris Reid	9? Chevy Z28	94.298	0.082	18.878	49.6
53	2	FV	85	Michael White	92 Caracal D	94.402	0.104	18.982	49.6
54	2	RALFI	931	Don Kennedy	93 Subaru Impreza	94.666	0.264	19.246	49.4



**2019 Pagoda Hillclimb
Blue Mountain Region SCCA
June 22-23, 2019**



Event 3 PHA Championship Event

55	2	H2	210	Boyd Wagner III	74 Triumph TR6	94.921	0.255	19.501	49.3
56	1	GT3	2X	Gary Eck	83 VW GTI	95.005	0.084	19.585	49.3
57	3	FV	95	John Pitman	97 Caracal CR	95.016	0.011	19.596	49.3
58	2	GT3	42	Shaun Fraley	Ford Pinto	95.036	0.02	19.616	49.2
59	5	SMX	33	Tyler James	98 BMW 323is	95.216	0.18	19.796	49.2
60	1	ITB	84	Steve DeTurck	84 Volkswagen GTI	95.384	0.168	19.964	49.1
61	1	ITA	33	Dustin Halechko	99 Plymouth Neon	95.764	0.38	20.344	48.9
62	3	S2	161	Jeff Avril	95 Honda Del Sol	95.952	0.188	20.532	48.8
63	3	ESP	34	Nancy Lewis	Horseless Carriage	96.28	0.328	20.86	48.6
64	6	BSP	707	Michael Daley	03 Honda S2000	96.29	0.01	20.87	48.6
65	1	FP	106	Matthew Hoegg	98 Plymouth Neon	96.405	0.115	20.985	48.5
66	1	H4	61	Steven Hirschtritt	65 Austin Healey Sprite	96.642	0.237	21.222	48.4
67	2	ITB	83	James Oswald	84 VW Rabbit	97.215	0.573	21.795	48.1
68	2	CSP	55	Paul Malko	99 Mazda Miata	97.707	0.492	22.287	47.9
69	1	H1	27	Bill Lessig	67 Lotus Elan	97.974	0.267	22.554	47.8
70	7	BSP	214	Adam Weaver	87 Porsche 944 S	97.991	0.017	22.571	47.8
71	4	S2	116	Jim Weinheimer	85 VW Golf	98.311	0.32	22.891	47.6
72	1	GTL	196	William Sekella	77 Honda Civic	98.372	0.061	22.952	47.6
73	2	H4	714	Bryner Raudibaugh	70 Fiat 850 Spyder	98.588	0.216	23.168	47.5
74	2	GTL	1196	Mike Sacks	77 Honda Civic	98.616	0.028	23.196	47.5
75	3	ITB	881	Emily Oswald	84 Volkswagen Rabbit	98.688	0.072	23.268	47.4
76	3	GT3	157	Glenn Hoffman	87 VW Scirocco 16V	98.688	0	23.268	47.4
77	1	T4	47	Randall Hartinger	03 Mini Cooper Mini Cooper S	98.853	0.165	23.433	47.3
78	3	GT2	712	James Hinrichs	97 BMW M3	98.888	0.035	23.468	47.3
79	5	S2	76	John Ortega	93 Honda Civic	99.36	0.472	23.94	47.1
80	4	S3	14	Bill Ascherman	52 MG TD Replica	99.566	0.206	24.146	47.0
81	1	FSP	775	Ursula Whisler	98 Plymouth Neon	99.808	0.242	24.388	46.9
82	4	GT3	283	Robert Oswald Sr	71 VW Bug	100.445	0.637	25.025	46.6
83	6	SMF	203	Amanda Krause	93 Saab 900s	100.464	0.019	25.044	46.6
84	2	FSP	175	Crystal Whisler	98 Plymouth Neon	101.189	0.725	25.769	46.3
85	8	BSP	280	Michael Daley	78 Datsun 280z	101.766	0.577	26.346	46.0
86	5	GT3	57	Grace Huntzinger	87 VW Scirocco 16V	103.652	1.886	28.232	45.2
87	3	FSP	751	Daryl Whisler	98 Plymouth Neon	104.253	0.601	28.833	44.9
88	1	H3	6	John Hartnett	70 Caldwell D-10 Super Vee	104.488	0.235	29.068	44.8
89	4	FSP	75	Donald DeHart	98 Plymouth Neon	105.78	1.292	30.36	44.2
90	1	HP	45	Mike Axarlis	85 VW Golf	106.041	0.261	30.621	44.1
91	3	GTL	43	Don McLaughlin	83 Renault R5	106.245	0.204	30.825	44.0
92	1	V1	56	David Arron	56 MG MGA	109.268	3.023	33.848	42.8
93	2	HP	451	Jessica Fessler	85 VW Golf	109.596	0.328	34.176	42.7
94	5	FSP	189	Matt Cuddy	92 Eagle Talon	110.114	0.518	34.694	42.5
95	1	V3	887	William Norton	60 Cooper Formula 3	111.136	1.022	35.716	42.1
96	1	ME2	99	Robert Laravie	15 Baker Torpedo Kid	125.754	14.618	50.334	37.2
97	1	V2	38	Susan Salsburg	61 Jaguar MK2	127.234	1.48	51.814	36.8



2019 PHA Class Points



Trophy Winner		Trophy Eligible		61		111		96	
Total	# of events	Driver	Spring Jefferson PIC	Spring Jefferson Pts	Spring Weatherly PIC	Spring Weatherly Pts	Pagoda PIC	Pagoda Pts	
AMERICAN SEDAN									
10	1	Ed Grega			1	10			
IMPROVED TOURING A									
18	2	Dustin Halechko			2	8	1	10	
10	1	Ray Kochin			1	10			
7	1	Andrew Baylor			3	7			
IMPROVED TOURING B									
24	3	Emily Oswald	3	7	1	10	3	7	
18	2	Steve DeTurck	2	8			1	10	
10	1	Elazar Mann	1	10					
8	1	James Oswald					2	8	
8	1	Samson Sobolewski			2	8			
6	1	Matt Hoegg	4	6					
IMPROVED TOURING S									
10	1	David Ascheman					1	10	
10	1	George Witman	1	10					
8	1	Jay Witman	2	8					
SUPER STREET PREPARED									
20	2	Shawn Mellinger	1	10			1	10	
A STREET PREPARED									
20	2	James Nauman			1	10	1	10	
B STREET PREPARED									
27	3	Michele Aubele	1	10	1	10	3	7	
12	2	Michael Daley			2	8	6	4	
10	2	Adam Weaver			3	7	7	3	
10	1	Matt Williams					1	10	
8	1	Dennis Williams					2	8	
6	1	Bryan Borkey					4	6	
5	1	Robert Daley					5	5	
C STREET PREPARED									
30	3	Keith Gerhard	1	10	1	10	1	10	
8	1	Paul Berdych	2	8					
8	1	Paul Malko					2	8	
D STREET PREPARED									
26	3	Matt Huffman	1	10	2	8	2	8	
20	2	Jason Fraley			1	10	1	10	
14	2	Jody Miller			3	7	3	7	
6	1	David Hoppe					4	6	
6	1	Ralph Weaver			4	6			
6	1	Ray Kochin			4	6			
5	1	Elias Espinal			5	5			
4	1	Jenny Weaver			6	4			
3	1	John Devorak			7	3			



2019 PHA Class Points



Trophy Winner		Trophy Eligible		61		111		96	
Total	# of events	Driver	Spring Jefferson PIC	Spring Jefferson Pts	Spring Weatherly PIC	Spring Weatherly Pts	Pagoda PIC	Pagoda Pts	
E STREET PREPARED									
18	2	Chris Merring			1	10	2	8	
18	2	Gibby Bozicevich	1	10	2	8			
15	2	Kris Reid	2	8	3	7			
11	2	Paul O'Donnell	3	7	6	4			
10	1	Steve Lewis					1	10	
7	1	Nancy Lewis					3	7	
6	1	Dave Karp			4	6			
5	1	Frank Katona			5	5			
F STREET PREPARED									
26	3	Crystal Whisler	1	10	2	8	2	8	
20	2	Ursula Whisler			1	10	1	10	
18	3	Donald DeHart	3	7	5	5	4	6	
14	2	Daryl Whisler			3	7	3	7	
14	2	Grace Huntzinger	2	8	4	6			
5	1	Matt Cuddy					5	5	
STREET MOD									
30	3	Ric Johnson	1	10	1	10	1	10	
21	3	Kristen Hack	2	8	4	6	3	7	
11	2	Jim Crnkovic	3	7	6	4			
8	1	Al Corazza			2	8			
8	1	Gibby Bozicevich					2	8	
7	1	Chris Barrett			3	7			
6	1	Kris Reid					4	6	
5	1	Kevin Miller			5	5			
3	1	Alan Gula			7	3			
SUPER STREET MOD									
18	2	Adrienne Reed			1	10	2	8	
17	2	Cameron Johnston	1	10			3	7	
10	1	David Stoner					1	10	
8	1	Dan Jones			2	8			
STREET MOD FWD									
20	2	Bryan Dion			1	10	1	10	
18	3	Gary Reider	2	8	5	5	5	5	
18	2	Matt Phillips	1	10			2	8	
14	2	Eli Sharp			2	8	4	6	
14	2	Vincent Wiczorek			3	7	3	7	
7	2	Amanda Krause			7	3	6	4	
6	1	Max Valerio			4	6			
4	1	James Apgar			6	4			
STREET MOD EXTREME									
26	3	Mark Aubele	4	6	1	10	1	10	
23	3	Brian Micciche	2	8	2	8	3	7	
22	3	Michael Robinson	3	7	3	7	2	8	
11	2	Tyler James			4	6	5	5	
10	2	Pete Sandy	5	5	5	5			
10	1	Todd Reid	1	10					
6	1	Kendrick Giambattista					4	6	



2019 PHA Class Points



Trophy Winner		Trophy Eligible		61		111		96	
Total	# of events	Driver	Spring Jefferson PIC	Spring Jefferson Pts	Spring Weatherly PIC	Spring Weatherly Pts	Pagoda PIC	Pagoda Pts	
TOURING 3									
28	3	Thomas Wuellette	1	10	1	10	2	8	
10	1	Timm Murphy					1	10	
TOURING 4									
10	1	Randall Hartinger					1	10	
SUPER TOURING LITE									
10	1	Jake Lewis	1	10					
8	1	Alan Lesher	2	8					
8	1	Jason Fraley	2	8					
SUPER PRODUCTION OVER									
10	1	Bill Feist			1	10			
8	1	Gordon Wise			2	8			
SUPER PRODUCTION UNDER									
10	1	Ted Theodore			1	10			
8	1	Walter Clark			2	8			
RALLY FORCED INDUCTION									
18	2	Don Kennedy			1	10	2	8	
10	1	Keith Kennedy					1	10	
E PRODUCTION									
10	1	Mike Ancas			1	10			
F PRODUCTION									
20	2	Matt Hoegg			1	10	1	10	
18	2	Glenn Hoffman	1	10	2	8			
H PRODUCTION									
30	3	Mike Axarlis	1	10	1	10	1	10	
24	3	Jessica Fessler	2	8	2	8	2	8	
7	1	Joe Whiteley			3	7			
GT-1									
20	2	Randy Ross			1	10	1	10	
GT-2									
18	2	Ron Lordy			1	10	2	8	
10	1	Merlin Miller					1	10	
8	1	Jim Chernavage			2	8			
7	1	Brandon Lazar			3	7			
7	1	James Hinrichs					3	7	
6	1	Courtney Coxé			4	6			
GT-2									
28	3	Shaun Fraley	1	10	1	10	2	8	
20	2	Gary Eck	1	10			1	10	
14	2	Robert Oswald Sr			2	8	4	6	
7	1	Glenn Hoffman					3	7	
5	1	Grace Huntzinger					5	5	
GT-LITE									
27	3	Don McLaughlin	1	10	1	10	3	7	
10	1	William Sekella					1	10	
8	1	Mike Sacks					2	8	
INEX MOD									
10	1	Haley Levengood					1	10	



2019 PHA Class Points



Trophy Winner		Trophy Eligible		61		111		96	
Total	# of events	Driver	Spring Jefferson PIC	Spring Jefferson Pts	Spring Weatherly PIC	Spring Weatherly Pts	Pagoda PIC	Pagoda Pts	
A SPORTS RACER									
30	3	George Bowland	1	10	1	10	1	10	
16	2	Raf Roman	2	8	2	8			
FORMULA B									
30	3	Dave Cutchins	1	10	1	10	1	10	
FORMULA CONTINENTAL									
10	1	John Stinsmen			1	10			
8	1	Jane Stinsmen			2	8			
FORMULA MAZDA									
10	1	Daniel Malave			1	10			
FORMULA V									
28	3	Dillon Axarlis	1	10	2	8	1	10	
25	3	Michael White	3	7	1	10	2	8	
22	3	John Pitman	2	8	3	7	3	7	
FORMULA SPECIAL									
18	2	Josh Reinard	1	10	2	8			
17	2	Timm Murphy	3	7	1	10			
15	2	Ken Taggart	2	8	3	7			
6	1	Dan Ennis			4	6			
CLUB FORD									
30	3	Greg Hagan	1	10	1	10	1	10	
SOLO V									
20	2	George Fink	1	10	1	10			
8	1	Logan Fink			2	8			
8	1	Neil Peterson	2	8					
VINTAGE 1									
20	2	Dave Aaron			1	10	1	10	
8	1	Charles Christ Sr			2	8			
7	1	Mary Anne Fieux			3	7			
VINTAGE 2									
20	2	Susan Salsburg			1	10	1	10	
VINTAGE 3									
20	2	William Norton	1	10			1	10	
HISTORIC 1									
10	1	Adolf Battifarano			1	10			
10	1	Bill Lessig					1	10	
8	1	Bruce Gordon			2	8			
HISTORIC 2									
20	2	Richard Good			1	10	1	10	
10	1	Hugh Jonas	1	10					
8	1	Boyd Wagner III					2	8	
HISTORIC 3									
18	2	John Hartnett			2	8	1	10	
10	1	Stanford Vann			1	10			
HISTORIC 4									
10	1	Bruce Whipple			1	10			
10	1	Dave Dill	1	10					
10	1	Steven Hirschtritt					1	10	
8	1	Bryner Raudibaugh					2	8	



2019 PHA Class Points



Trophy Winner		Trophy Eligible		61		111		96	
Total	# of events	Driver	Spring Jefferson PIC	Spring Jefferson Pts	Spring Weatherly PIC	Spring Weatherly Pts	Pagoda PIC	Pagoda Pts	
SPECIAL 1									
27	3	Bryan Fritzler	3	7	1	10	1	10	
25	3	Bob Gardner	1	10	3	7	2	8	
23	3	Kurt Eikenberg	2	8	2	8	3	7	
6	1	Martin Donnelly			4	6			
6	1	Sherman Baumann					4	6	
5	1	Eddie Fries			5	5			
4	1	Sean Coffey			6	4			
SPECIAL 2									
30	3	Robert Oswald Jr	1	10	1	10	1	10	
21	3	Jim Weinheimer	2	8	3	7	4	6	
16	2	James M. Weinheimer			2	8	2	8	
7	1	Jeff Avril					3	7	
5	1	John Ortega					5	5	
SPECIAL 3									
26	3	Mike Lascoskie	1	10	2	8	2	8	
22	3	Dennis Graber	2	8	3	7	3	7	
20	2	Raymond Kochin			1	10	1	10	
6	1	Bill Ascherman					4	6	
6	1	Frank Scavo			4	6			
MODIFIED ELECTRIC 2									
20	2	Robert Laravie			1	10	1	10	
10	1	Todd Reid	1	10					



2019 PHA Overall Points



Trophy Winner		Trophy Eligible		Spring Jefferson			Spring Weatherly			Pagoda		
Place	Total	# of Events	Driver	Event Time	Event Raw Position	Event Points	Event Time	Event Raw Position	Event Points	Event Time	Event Raw Position	Event Points
1	296	3	Bob Gardner	70.947	1	100	51.836	3	98	77.606	3	98
2	295	3	Kurt Eikenberg	74.023	2	99	51.208	2	99	77.672	4	97
3	292	3	Bryan Fritzier	78.349	9	92	50.729	1	100	75.420	1	100
4	287	3	Mark Aubele	78.738	10	91	52.040	4	97	77.156	2	99
5	284	3	Brian Micciche	75.301	3	98	53.764	7	94	81.364	9	92
6	282	3	Dave Cutchins	77.671	7	94	54.048	8	93	80.326	6	95
7	281	3	George Bowland	76.538	5	96	52.467	5	96	82.676	12	89
8	279	3	Michael Robinson	78.337	8	93	54.564	11	90	79.935	5	96
9	270	3	Robert Oswald Jr	79.934	13	88	54.523	10	91	81.846	10	91
10	260	3	Ken Taggart	79.670	12	89	55.660	15	88	85.584	18	83
11	251	3	Ric Johnson	80.234	15	86	56.012	16	87	86.088	23	78
12	234	3	Timm Murphy	79.079	11	90	55.062	13	89	92.526	46	55
13	231	3	Jason Fraley	84.670	20	81	58.320	33	69	85.804	20	81
14	218	3	Greg Hagan	85.090	23	78	59.134	38	64	86.808	25	76
15	218	3	Matt Huffman	80.194	14	87	59.896	45	57	87.015	27	74
16	218	3	Mike Lascoskie	86.323	26	75	57.722	27	75	88.196	33	68
17	215	3	Gibby Bozicevich	86.117	25	76	58.052	30	72	88.323	34	67
18	204	3	Michele Aubele	83.598	19	82	59.850	44	58	88.944	37	64
19	191	3	Dennis Graber	89.247	35	66	59.642	43	59	88.348	35	66
20	190	3	Kristen Hack	91.229	45	56	57.936	29	73	91.337	40	61
21	188	2	Raymond Kochin				53.538	6	95	80.540	8	93
22	173	2	Josh Reinard	76.093	4	97	55.432	14	76			
23	171	2	Bryan Dion				56.660	18	85	85.344	15	86
24	171	3	Dillon Axarlis	85.532	24	77	63.376	64	38	92.335	45	56
25	169	2	George Fink	82.667	18	83	56.122	17	86			
26	166	3	Kris Reid	89.944	40	61	60.165	46	56	94.298	52	49
27	166	2	Shawn Mellinger	82.223	17	84				85.776	19	82
28	165	2	Chris Merring				57.144	23	80	85.478	16	85



2019 PHA Overall Points



Trophy Winner		Trophy Eligible		Spring Jefferson			Spring Weatherly			Pagoda		
Place	Total	# of Events	Driver	Event Time	Event Raw Position	Event Points	Event Time	Event Raw Position	Event Points	Event Time	Event Raw Position	Event Points
29	159	2	Ron Lordy				57.035	21	82	86.364	24	77
30	158	3	Thomas Wuellette	89.535	38	63	62.736	61	41	92.847	47	54
31	156	3	Keith Gerhard	86.601	27	74	64.998	70	32	94.216	51	50
32	154	2	Cameron Johnston	80.887	16	85				87.803	32	69
33	153	2	Matt Phillips	84.711	21	80				87.071	28	73
34	152	3	Michael White	89.309	36	65	63.352	63	39	94.402	53	48
35	151	3	Gary Reider	89.884	39	62	63.806	66	36	93.796	48	53
36	151	2	Randy Ross				57.106	22	81	87.712	31	70
37	149	2	Adrienne Reed				57.838	28	74	87.007	26	75
38	148	3	John Pitman	88.904	34	67	63.748	65	37	95.016	57	44
39	143	2	Richard Good				59.212	39	63	85.905	21	80
40	139	3	Shaun Fraley	86.938	28	73	66.992	79	23	95.036	58	43
41	137	2	Eli Sharp				58.430	36	66	87.520	30	71
42	137	2	Vincent Wiczorek				58.786	37	65	87.256	29	72
43	120	3	Jim Weinheimer	90.188	42	59	65.394	71	31	98.311	71	30
44	117	2	Gary Eck	87.145	29	72				95.005	56	45
45	114	2	James Nauman				61.296	50	52	90.758	39	62
46	112	3	Matt Hoegg	97.280	50	51	65.986	77	25	96.405	65	36
47	110	2	Bill Feist				57.368	25	78	97.974	69	32
48	103	3	Glenn Hoffman	90.652	44	57	67.055	81	21	98.688	76	25
49	101	2	James M. Weinheimer				61.554	52	50	94.004	50	51
50	100	2	Jody Miller				62.484	59	43	92.216	44	57
51	99	2	Jim Crnkovic	102.550	57	44	60.924	47	55			
52	99	2	Pete Sandy	89.512	37	64	64.004	67	35			
53	99	2	Steve DeTurck	90.619	43	58				95.384	60	41
54	95	1	Todd Reid	77.211	6	95						
55	94	1	Sherman Baumann							80.328	7	94
56	92	2	Don Kennedy				62.374	57	45	94.666	54	47



2019 PHA Overall Points



Trophy Winner		Trophy Eligible		Spring Jefferson			Spring Weatherly			Pagoda		
Place	Total	# of Events	Driver	Event Time	Event Raw Position	Event Points	Event Time	Event Raw Position	Event Points	Event Time	Event Raw Position	Event Points
57	92	1	Martin Donnelly				54.432	9	92			
58	90	3	Emily Oswald	95.872	49	52	68.662	90	12	98.688	75	26
59	90	1	Haley Levensgood							82.478	11	90
60	88	1	Merlin Miller							82.876	13	88
61	87	1	Steve Lewis							84.012	14	87
62	84	1	Al Corazza				56.802	19	84			
63	84	1	David Stoner							85.562	17	84
64	83	1	Dan Jones				56.976	20	83			
65	82	2	Tyler James				63.250	62	40	95.216	59	42
66	79	1	Dan Ennis				57.210	24	79			
67	79	1	Matt Williams							86.060	22	79
68	77	1	Chris Barrett				57.504	26	77			
69	71	1	Elazar Mann	87.160	30	71						
70	71	1	Jim Chernavage				58.148	31	71			
71	70	3	Crystal Whisler	102.119	56	45	69.954	94	8	101.189	84	17
72	70	1	Hugh Jonas	87.184	31	70						
73	70	1	Logan Fink				58.268	32	70			
74	70	2	Michael Daley				64.588	69	33	96.290	64	37
75	70	3	Mike Axarlis	92.229	46	55	71.668	98	4	106.041	90	11
76	69	1	Jake Lewis	87.432	32	69						
77	69	2	Raf Roman	88.302	33	68	72.570	102	1			
78	68	1	Stanford Vann				58.330	34	68			
79	67	1	Brandon Lazar				58.338	35	67			
80	67	2	Dustin Halechko				65.768	75	27	95.764	61	40
81	66	2	Paul O'Donnell	95.498	48	53	68.621	89	13			
82	65	1	Dennis Williams							88.522	36	65
83	64	3	Grace Huntzinger	100.419	53	48	72.488	101	1	103.652	86	15
84	63	1	David Ascheman							90.204	38	63



2019 PHA Overall Points



Trophy Winner		Trophy Eligible		Spring Jefferson			Spring Weatherly			Pagoda		
Place	Total	# of Events	Driver	Event Time	Event Raw Position	Event Points	Event Time	Event Raw Position	Event Points	Event Time	Event Raw Position	Event Points
85	62	1	Eddie Fries				59.339	40	62			
86	61	1	Kevin Miller				59.361	41	61			
87	60	1	Bryan Borkey							91.666	41	60
88	60	1	Daniel Malave				59.553	42	60			
89	59	1	Keith Kennedy							91.750	42	59
90	58	1	Robert Daley							91.875	43	58
91	55	3	Jessica Fessler	100.723	55	46	73.904	104	1	109.596	93	8
92	54	3	Donald DeHart	107.326	61	40	71.986	100	2	105.780	89	12
93	54	1	George Witman	93.704	47	54						
94	54	1	Sean Coffey				61.254	48	54			
95	53	1	Ted Theodore				61.264	49	53			
96	52	1	David Hoppe							93.826	49	52
97	52	3	Don McLaughlin	109.584	62	39	71.890	99	3	106.245	91	10
98	51	1	Max Valerio				61.452	51	51			
99	50	1	Dave Dill	97.323	51	50						
100	49	1	Frank Scavo				61.938	53	49			
101	49	1	Neil Peterson	98.825	52	49						
102	49	2	William Norton	102.950	58	43				111.136	95	6
103	47	1	Alan Leshner	100.619	54	47						
104	47	1	Courtney Coxe				62.180	55	47			
105	46	1	Boyd Wagner III							94.921	55	46
106	46	1	Gordon Wise				62.322	56	46			
107	44	1	Dave Karp				62.397	58	44			
108	42	2	Adam Weaver				69.178	91	11	97.991	70	31
109	42	1	Paul Berdych	103.304	59	42						
110	41	1	Jay Witman	106.835	60	41						
111	40	2	Ursula Whisler				67.390	82	20	99.808	81	20
112	39	1	Jeff Avril							95.952	62	39



2019 PHA Overall Points



Trophy Winner		Trophy Eligible		Spring Jefferson			Spring Weatherly			Pagoda		
Place	Total	# of Events	Driver	Event Time	Event Raw Position	Event Points	Event Time	Event Raw Position	Event Points	Event Time	Event Raw Position	Event Points
113	38	1	Nancy Lewis							96.280	63	38
114	36	2	Andrew Baylor				68.348	87	15	99.566	80	21
115	35	1	Steven Hirschtritt							96.642	66	35
116	34	1	James Oswald							97.215	67	34
117	34	1	Ralph Weaver				64.114	68	34			
118	33	1	Paul Malko							97.707	68	33
119	31	2	John Hartnett				68.062	84	18	104.488	88	13
120	30	1	Ed Grega				65.630	72	30			
121	29	1	James Apgar				65.740	73	29			
122	29	1	William Sekella							98.372	72	29
123	28	1	Bryner Raudibaugh							98.588	73	28
124	28	1	Walter Clark				65.740	74	28			
125	27	1	Mike Sacks							98.616	74	27
126	26	1	Adolf Battifarano				65.906	76	26			
127	26	2	Robert Oswald Sr				70.360	95	7	100.445	82	19
128	24	1	Mike Ancas				66.828	78	24			
129	24	1	Randall Hartinger							98.853	77	24
130	23	1	James Hinrichs							98.888	78	23
131	22	1	Elias Espinal				67.032	80	22			
132	22	1	John Ortega							99.360	79	22
133	20	2	Daryl Whisler				71.322	96	6	104.253	87	14
134	19	2	Amanda Krause				73.956	105	1	100.464	83	18
135	19	1	Bruce Gordon				67.744	83	19			
136	18	2	Dave Aaron				69.809	93	9	109.268	92	9
137	17	1	Bruce Whipple				68.076	85	17			
138	16	1	Samson Sobolewski				68.142	86	16			
139	14	1	Frank Katona				68.556	88	14			
140	10	1	John Devorak				69.756	92	10			



2019 PHA Overall Points



Trophy Winner		Trophy Eligible		Spring Jefferson			Spring Weatherly			Pagoda		
Place	Total	# of Events	Driver	Event Time	Event Raw Position	Event Points	Event Time	Event Raw Position	Event Points	Event Time	Event Raw Position	Event Points
141	7	1	Matt Cuddy							110.114	94	7
142	6	2	Robert Laravie				85.465	108	1	125.754	96	5
143	5	1	Jenny Weaver				71.572	97	5			
144	5	2	Susan Salsburg				80.068	107	1	127.234	97	4
145	1	1	Alan Gula				73.088	103	1			
146	1	1	Charles Christ Sr				88.020	109	1			
147	1	1	Joe Whiteley				76.295	106	1			
148	1	1	John Stinsmen				91.044	111	1			
149	1	1	Mary Anne Fieux				90.468	110	1			



2019 PHA Mileage Points



Trophy Winner		Trophy Eligible	Spring Jefferson (1.7 miles)		Spring Weatherly (1 mile)		Pagoda (1.3 miles)	
Total	# of Events	Driver	Event # of Runs	Event Points	Event # of Runs	Event Points	Event # of Runs	Event Points
55.0	3	Grace Huntzinger	20	34.0	8	8.0	10	13.0
50.3	3	John Pitman	18	30.6	8	8.0	9	11.7
49.6	3	Timm Murphy	18	30.6	6	6.0	10	13.0
47.7	3	Shaun Fraley	19	32.3	5	5.0	8	10.4
47.3	3	Dillon Axarlis	17	28.9	8	8.0	8	10.4
46.9	3	Michele Aubele	16	27.2	8	8.0	9	11.7
46.7	3	Jessica Fessler	18	30.6	7	7.0	7	9.1
45.9	3	Emily Oswald	16	27.2	7	7.0	9	11.7
45.9	3	Keith Gerhard	16	27.2	7	7.0	9	11.7
45.6	3	Michael White	16	27.2	8	8.0	8	10.4
44.8	3	Donald DeHart	14	23.8	8	8.0	10	13.0
43.8	3	Mike Axarlis	14	23.8	7	7.0	10	13.0
40.1	3	Brian Micciche	12	20.4	8	8.0	9	11.7
40.1	3	Dennis Graber	12	20.4	8	8.0	9	11.7
40.1	3	Ric Johnson	12	20.4	8	8.0	9	11.7
39.6	3	Kris Reid	14	23.8	8	8.0	6	7.8
39.1	3	Gary Reider	12	20.4	7	7.0	9	11.7
37.8	3	Jim Weinheimer	12	20.4	7	7.0	8	10.4
37.2	2	Cameron Johnston	15	25.5			9	11.7
37.0	3	Greg Hagan	10	17.0	7	7.0	10	13.0
36.7	3	Crystal Whisler	10	17.0	8	8.0	9	11.7
36.7	3	Matt Huffman	10	17.0	8	8.0	9	11.7
36.7	3	Michael Robinson	10	17.0	8	8.0	9	11.7
36.3	2	Matt Phillips	16	27.2			7	9.1
36.1	3	Matt Hoegg	16	27.2	5	5.0	3	3.9
35.5	2	Shawn Mellinger	14	23.8			9	11.7
35.4	3	Kristen Hack	10	17.0	8	8.0	8	10.4
35.4	3	Mike Lascoskie	10	17.0	8	8.0	8	10.4
35.2	2	Paul O'Donnell	16	27.2	8	8.0		
35.0	3	Jason Fraley	9	15.3	8	8.0	9	11.7
34.9	3	Gibby Bozicevich	12	20.4	8	8.0	5	6.5
34.7	3	Thomas Wuellette	10	17.0	6	6.0	9	11.7
33.6	3	Kurt Eikenberg	8	13.6	7	7.0	10	13.0
33.4	2	Gary Eck	12	20.4			10	13.0
32.1	3	Robert Oswald Jr	11	18.7	3	3.0	8	10.4
32.1	2	Steve DeTurck	12	20.4			9	11.7
31.8	2	George Fink	14	23.8	8	8.0		
30.1	2	Josh Reinard	13	22.1	8	8.0		
30.0	3	Don McLaughlin	8	13.6	6	6.0	8	10.4
27.2	1	Hugh Jonas	16	27.2				
27.2	1	Paul Berdych	16	27.2				
25.2	3	Bob Gardner	5	8.5	5	5.0	9	11.7
24.4	3	Dave Cutchins	2	3.4	8	8.0	10	13.0



2019 PHA Mileage Points



Trophy Winner		Trophy Eligible	Spring Jefferson (1.7 miles)		Spring Weatherly (1 mile)		Pagoda (1.3 miles)	
Total	# of Events	Driver	Event # of Runs	Event Points	Event # of Runs	Event Points	Event # of Runs	Event Points
23.4	3	Bryan Fritzler	2	3.4	7	7.0	10	13.0
22.9	3	Glenn Hoffman	6	10.2	1	1.0	9	11.7
22.1	3	Mark Aubele	2	3.4	7	7.0	9	11.7
21.0	2	Randy Ross			8	8.0	10	13.0
21.0	2	Ray Kochin			8	8.0	10	13.0
21.0	2	Ron Lordy			8	8.0	10	13.0
21.0	2	Ursula Whisler			8	8.0	10	13.0
20.6	2	Jim Crnkovic	8	13.6	7	7.0		
20.6	2	Pete Sandy	8	13.6	7	7.0		
20.6	2	William Norton	6	10.2			8	10.4
20.4	1	Jake Lewis	12	20.4				
20.0	2	John Hartnett			7	7.0	10	13.0
19.7	2	Adam Weaver			8	8.0	9	11.7
19.7	2	Adrienne Reed			8	8.0	9	11.7
19.7	2	Chris Merring			8	8.0	9	11.7
19.7	2	Dustin Halechko			8	8.0	9	11.7
19.7	2	Jody Miller			8	8.0	9	11.7
19.7	2	Richard Good			8	8.0	9	11.7
18.7	1	Todd Reid	11	18.7				
18.7	2	Daryl Whisler			7	7.0	9	11.7
18.7	2	Don Kennedy			7	7.0	9	11.7
18.7	2	James M. Weinheimer			7	7.0	9	11.7
18.7	2	James Nauman			7	7.0	9	11.7
18.5	3	George Bowland	2	3.4	6	6.0	7	9.1
17.7	2	Susan Salsburg			6	6.0	9	11.7
17.4	2	Dave Aaron			7	7.0	8	10.4
17.2	2	Ken Taggart	6	10.2	7	7.0		
17.1	2	Robert Laravie			8	8.0	7	9.1
17.0	1	George Witman	10	17.0				
15.7	2	Amanda Krause			4	4.0	9	11.7
14.4	2	Michael Daley			4	4.0	8	10.4
13.4	2	Robert Oswald Sr.			3	3.0	8	10.4
13.0	1	Bill Ascheman					10	13.0
13.0	1	Dennis Williams					10	13.0
13.0	1	Haley Levensgood					10	13.0
13.0	1	James Hinrichs					10	13.0
13.0	1	James Oswald					10	13.0
13.0	1	Jeff Avril					10	13.0
13.0	1	John Ortega					10	13.0
13.0	1	Keith Kennedy					10	13.0
13.0	1	Merlin Miller					10	13.0
13.0	1	Mike Sacks					10	13.0
13.0	1	Nancy Lewis					10	13.0



2019 PHA Mileage Points



Trophy Winner		Trophy Eligible	Spring Jefferson (1.7 miles)		Spring Weatherly (1 mile)		Pagoda (1.3 miles)	
Total	# of Events	Driver	Event # of Runs	Event Points	Event # of Runs	Event Points	Event # of Runs	Event Points
13.0	1	Sherman Baumann					10	13.0
11.9	2	Bryan Dion			8	8.0	3	3.9
11.9	2	Vincent Wieczorek			8	8.0	3	3.9
11.7	1	Bill Lessig					9	11.7
11.7	1	Bryan Borkey					9	11.7
11.7	1	Bryner Raudibaugh					9	11.7
11.7	1	David Stoner					9	11.7
11.7	1	Kendrick Giambattista					9	11.7
11.7	1	Matt Cuddy					9	11.7
11.7	1	Paul Malko					9	11.7
11.7	1	Randall Hartinger					9	11.7
11.7	1	Robert Daley					9	11.7
11.7	1	Steve Lewis					9	11.7
11.7	1	Steven Hirschtritt					9	11.7
11.7	1	William Sekella					9	11.7
10.4	1	David Hoppe					8	10.4
10.2	1	Neil Peterson	6	10.2				
9.6	2	Eli Sharp			7	7.0	2	2.6
9.6	2	Tyler James			7	7.0	2	2.6
9.1	1	Matt Williams					7	9.1
8.0	1	Al Corazza			8	8.0		
8.0	1	Alan Gula			8	8.0		
8.0	1	Bill Feist			8	8.0		
8.0	1	Brandon Lazar			8	8.0		
8.0	1	Courtney Coxe			8	8.0		
8.0	1	Daniel Malave			8	8.0		
8.0	1	Dave Karp			8	8.0		
8.0	1	Elias Espinal			8	8.0		
8.0	1	Gordon Wise			8	8.0		
8.0	1	John Devorak			8	8.0		
8.0	1	Max Valerio			8	8.0		
7.8	2	Raf Roman	4	6.8	1	1.0		
7.0	1	Dan Jones			7	7.0		
7.0	1	Eddie Fries			7	7.0		
7.0	1	Frank Scavo			7	7.0		
7.0	1	Jim Chernavage			7	7.0		
7.0	1	Logan Fink			7	7.0		
7.0	1	Martin Donnelly			7	7.0		
7.0	1	Samson Sobolewski			7	7.0		
7.0	1	Stanford Vann			7	7.0		
7.0	1	Walter Clark			7	7.0		
6.0	1	Andrew Baylor			6	6.0		
6.0	1	Jenny Weaver			6	6.0		



2019 PHA Mileage Points



Trophy Winner		Trophy Eligible	Spring Jefferson (1.7 miles)		Spring Weatherly (1 mile)		Pagoda (1.3 miles)	
Total	# of Events	Driver	Event # of Runs	Event Points	Event # of Runs	Event Points	Event # of Runs	Event Points
6.0	1	Kevin Miller			6	6.0		
6.0	1	Ralph Weaver			6	6.0		
5.1	1	Alan Leshar	3	5.1				
5.0	1	Bruce Gordon			5	5.0		
5.0	1	Bruce Whipple			5	5.0		
5.0	1	Charles Christ Sr			5	5.0		
5.0	1	Chris Barrett			5	5.0		
5.0	1	Ed Grega			5	5.0		
5.0	1	James Apgar			5	5.0		
4.0	1	Dan Ennis			4	4.0		
4.0	1	Frank Katona			4	4.0		
4.0	1	Mary Anne Fieux			4	4.0		
3.9	1	Boyd Wagner III					3	3.9
3.9	1	David Ascherman					3	3.9
3.4	1	Dave Dill	2	3.4				
3.4	1	Elazar Mann	2	3.4				
3.4	1	Jay Witman	2	3.4				
3.0	1	Adolf Battifarano			3	3.0		
3.0	1	Mike Ancas			3	3.0		
3.0	1	Ted Theodore			3	3.0		
2.0	1	Sean Coffey			2	2.0		
1.0	1	Joe Whiteley			1	1.0		
1.0	1	John Stinsmen			1	1.0		



2019 Lloyd Geib Memorial Points



Trophy Winner		Trophy Eligible	Spring Jefferson			Spring Weatherly			Pagoda		
Total	# of Events	Driver	Event PIC	# in Class	Event Points	Event PIC	# in Class	Event Points	Event PIC	# in Class	Event Points
140	3	Jason Fraley	2	3	20	1	8	80	1	4	40
140	3	Ric Johnson	1	3	30	1	7	70	1	4	40
130	2	Bryan Dion				1	7	70	1	6	60
120	3	Mark Aubele	4	5	20	1	5	50	1	5	50
110	3	Brian Micciche	2	5	40	2	5	40	3	5	30
110	3	Bryan Fritzier	3	3	10	1	6	60	1	4	40
110	3	Crystal Whisler	1	3	30	2	5	40	2	5	40
110	3	Gibby Bozicevich	1	3	30	2	6	50	2	4	30
110	3	Matt Huffman	1	1	10	2	8	70	2	4	30
100	3	Bob Gardner	1	3	30	3	6	40	2	4	30
100	3	Michael Robinson	3	5	30	3	5	30	2	5	40
100	3	Michele Aubele	1	1	10	1	3	30	3	8	60
100	3	Robert Oswald Jr	1	2	20	1	3	30	1	5	50
100	2	Ursula Whisler				1	5	50	1	5	50
90	2	Eli Sharp				2	7	60	4	6	30
90	3	Kurt Eikenberg	2	3	20	2	6	50	3	4	20
90	2	Ray Kochin				4	8	50	1	4	40
90	3	Shaun Fraley	1	3	30	1	2	20	2	5	40
90	2	Vincent Wiczorek				3	7	50	3	6	40
80	2	Chris Merring				1	6	60	2	3	20
80	3	Dillon Axarlis	1	3	30	2	3	20	1	3	30
80	2	Gary Eck	1	3	30				1	5	50
80	2	Jody Miller				3	8	60	3	4	20
80	3	Kristen Hack	2	3	20	4	7	40	3	4	20
80	1	Matt Williams							1	8	80
80	3	Mike Lascoskie	1	2	20	2	4	30	2	4	30
70	1	Dennis Williams							2	8	70
70	3	Gary Reider	2	2	10	4	7	40	5	6	20
70	3	Kris Reid	2	3	20	3	6	40	4	4	10
70	2	Matt Phillips	1	2	20				2	6	50
70	3	Mike Axarlis	1	2	20	1	3	30	1	2	20
70	3	Timm Murphy	3	3	10	1	4	40	1	2	20
60	1	Al Corazza				2	7	60			
60	2	Daryl Whisler				3	5	30	3	5	30
60	2	James M. Weinheimer				2	3	20	2	5	40
60	2	Josh Reinard	1	3	30	2	4	30			
60	3	Michael White	3	3	10	1	3	30	2	3	20
60	2	Ron Lordy				1	4	40	2	3	20
60	2	Steve DeTurck	2	4	30				1	3	30
50	1	Bryan Borkey							4	8	50
50	1	Chris Barrett				3	7	50			
50	3	Dennis Graber	2	2	10	3	4	20	3	4	20
50	3	Emily Oswald	3	4	20	1	2	20	3	3	10
50	3	George Bowland	1	2	20	1	2	20	1	1	10
50	3	Glenn Hoffman	1	1	10	2	2	10	3	5	30
50	3	Grace Huntzinger	2	3	20	4	5	20	5	5	10
50	3	Keith Gerhard	1	2	20	1	1	10	1	2	20
50	2	Michael Daley				2	3	20	6	8	30
50	1	Ralph Weaver				4	8	50			
50	1	Todd Reid	1	5	50						
40	2	Adrienne Reed				1	2	20	2	3	20
40	2	Dave Aaron				1	3	30	1	1	10
40	3	Donald DeHart	3	3	10	5	5	10	4	5	20
40	1	Elazar Mann	1	4	40						
40	1	Elias Espinal				5	8	40			
40	2	George Fink	1	2	20	1	2	20			
40	3	Jessica Fessler	2	2	10	2	3	20	2	2	10
40	3	Jim Weinheimer	2	2	10	3	3	10	4	5	20
40	3	John Pitman	2	3	20	3	3	10	3	3	10
40	2	Ken Taggart	2	3	20	3	4	20			



2019 Lloyd Geib Memorial Points



Trophy Winner		Trophy Eligible	Spring Jefferson			Spring Weatherly			Pagoda		
Total	# of Events	Driver	Event PIC	# in Class	Event Points	Event PIC	# in Class	Event Points	Event PIC	# in Class	Event Points
40	3	Matt Hoegg	4	4	10	1	2	20	1	1	10
40	1	Robert Daley							5	8	40
30	2	Adam Weaver				3	3	10	7	8	20
30	3	Dave Cutchins	1	1	10	1	1	10	1	1	10
30	1	Dave Karp				4	6	30			
30	1	David Stoner							1	3	30
30	3	Don McLaughlin	1	1	10	1	1	10	3	3	10
30	2	Dustin Halechko				2	3	20	1	1	10
30	3	Greg Hagan	1	1	10	1	1	10	1	1	10
30	1	Jake Lewis	1	3	30						
30	1	Jeff Avril							3	5	30
30	1	Jenny Weaver				6	8	30			
30	1	Jim Chernavage				2	4	30			
30	2	Jim Crnkovic	3	3	10	6	7	20			
30	1	Kevin Miller				5	7	30			
30	1	Martin Donnelly				4	6	30			
30	1	Max Valerio				5	7	30			
30	1	Merlin Miller							1	3	30
30	2	Richard Good				1	1	10	1	2	20
30	2	Robert Oswald Sr.				2	2	10	4	5	20
30	1	Steve Lewis							1	3	30
30	3	Thomas Wuellette	1	1	10	1	1	10	2	2	10
30	2	Tyler James				4	5	20	5	5	10
30	1	William Sekella							1	3	30
20	1	Adolf Battifarano				1	2	20			
20	1	Alan Leshner	2	3	20						
20	2	Amanda Krause				7	7	10	6	6	10
20	1	Bill Feist				1	2	20			
20	1	Brandon Lazar				3	4	20			
20	2	Cameron Johnston	1	1	10				3	3	10
20	1	Charles Christ Sr				2	3	20			
20	2	Don Kennedy				1	1	10	2	2	10
20	1	Eddie Fries				5	6	20			
20	1	Frank Katona				5	6	20			
20	1	George Witman	1	2	20						
20	1	James Apgar				6	7	20			
20	2	James Nauman				1	1	10	1	1	10
20	1	James Oswald							2	3	20
20	1	John Devorak				7	8	20			
20	2	John Hartnett				2	2	10	1	1	10
20	1	John Stinsmen				1	2	20			
20	1	Keith Kennedy							1	2	20
20	1	Kendrick Giambattista							4	5	20
20	1	Mike Sacks							2	3	20
20	2	Paul O'Donnell	3	3	10	6	6	10			
20	2	Pete Sandy	5	5	10	5	5	10			
20	2	Raf Roman	2	2	10	2	2	10			
20	2	Randy Ross				1	1	10	1	1	10
20	2	Robert Laravie				1	1	10	1	1	10
20	2	Shawn Mellinger	1	1	10				1	1	10
20	1	Stanford Vann				1	2	20			
20	1	Steven Hirschtritt							1	2	20
20	2	Susan Salsburg				1	1	10	1	1	10
20	1	Ted Theodore				1	2	20			
20	2	William Norton	1	1	10				1	1	10
10	1	Alan Gula				7	7	10			
10	1	Andrew Baylor				3	3	10			
10	1	Bill Ascheman							4	4	10
10	1	Bill Lessig							1	1	10
10	1	Boyd Wagner III							2	2	10



2019 Lloyd Geib Memorial Points



Trophy Winner		Trophy Eligible	Spring Jefferson			Spring Weatherly			Pagoda		
Total	# of Events	Driver	Event PIC	# in Class	Event Points	Event PIC	# in Class	Event Points	Event PIC	# in Class	Event Points
10	1	Bruce Gordon				2	2	10			
10	1	Bruce Whipple				1	1	10			
10	1	Bryner Raudibaugh							2	2	10
10	1	Courtney Coxe				4	4	10			
10	1	Dan Ennis				4	4	10			
10	1	Dan Jones				2	2	10			
10	1	Daniel Malave				1	1	10			
10	1	Dave Dill	1	1	10						
10	1	David Ascheman							1	1	10
10	1	David Hoppe							4	4	10
10	1	Ed Grega				1	1	10			
10	1	Frank Scavo				4	4	10			
10	1	Gordon Wise				2	2	10			
10	1	Haley Levengood							1	1	10
10	1	Hugh Jonas	1	1	10						
10	1	James Hinrichs							3	3	10
10	1	Jay Witman	2	2	10						
10	1	Joe Whiteley				3	3	10			
10	1	John Ortega							5	5	10
10	1	Logan Fink				2	2	10			
10	1	Mary Anne Fieux				3	3	10			
10	1	Matt Cuddy							5	5	10
10	1	Mike Ancas				1	1	10			
10	1	Nancy Lewis							3	3	10
10	1	Neil Peterson	2	2	10						
10	1	Paul Berdych	2	2	10						
10	1	Paul Malko							2	2	10
10	1	Randall Hartinger							1	1	10
10	1	Samson Sobolewski				2	2	10			
10	1	Sean Coffey				6	6	10			
10	1	Sherman Baumann							4	4	10
10	1	Walter Clark				2	2	10			