

PHA 2018 SCHEDULE

Shenandoah TT.....Sept 1-2

Online registration at:

http://myautoevents.com/pls/mae/frmEventDetail.Show?psevent_id=16695

Fall Weatherly Hillclimb.....Sept 15-16

Online registration at:

http://myautoevents.com/pls/mae/frmEventDetail.Show?psevent_id=16700

Polish Mountain Hillclimb.....Aug 4-5

Online Registration at:

http://myautoevents.com/pls/mae/frmEventDetail.Show?psevent_id=16685

Gearing up for the Duryea Hillclimb



Competitors gather in the pits during Saturday's Duryea Hillclimb. More coverage, C8

READING EAGLE, JEREMY DREY

C8 SUNDAY, AUGUST 19, 2018

READING EAGLE, READING, PA.

Duryea Hillclimb



Looking over the steering wheel in the pits at the Duryea Hillclimb Saturday is 19-month-old Rowan Muller of Wilmington, Del.

READING EAGLE, JEREMY DREY

Aubele making a run at 'bucket list' victory

BY JOSH LIDDICK
READING EAGLE

The drivers at the annual Duryea Hillclimb up Duryea Drive on Saturday got a "run in the sun," which was especially important given the forecast heading into the day.

Early Saturday morning was filled with rain showers, but it didn't impede the fast times for the remainder of the afternoon.

The first day of the two-day, 2.3-mile event wrapping up today saw a majority of drivers from the 122-car field see their times decrease dramatically from the first run to the second after the weather and road conditions improved.

Mark Aubele of Irwin had about the best run you could possibly ask for to start a day of uncertainty.

Aubele started the day very strong, driving his 1997 BMW M3, with an initial run of 116.428 seconds, faster than a majority of the field.

"Well we looked at the weather forecast and we thought that this morning would be our only shot to get somewhere even reasonably close to a dry run," said Aubele.

"We let it all hang out from the get-go. When I came up (to Duryea), I told myself I had to get it done right here."

He didn't waste much time improving upon his time from the first run, speeding to a final run of 110.132 that stuck as the fastest overall time of the day.

Obviously, with stiff competition heading into today, Aubele has a lot of work to do to make sure none of the other hungry drivers eclipse his FTD.

"When we came out the first run, it was really, really wet," said Aubele. "Second run I pushed it a little too hard, almost stuffed the car a couple times. Third run I backed off a little too much."

"I think I might be able to break 110 (seconds) tomorrow. Getting a 109 was the whole



READING EAGLE, JEREMY DREY

Merlin Miller of Leesport has the fastest time among competitors from Berks County in the Duryea Hillclimb Saturday.



READING EAGLE, JEREMY DREY

J. Kurt Eikenberg of Stewartstown, York County, the defending champ Duryea Hillclimb champ, waits to make a run Saturday.

goal from the start."

Michael Robinson from Perkasie drove his 1999 Chevy Camaro at 115.916, the second fastest time of the day before his engine blew during the third run.

Defending Duryea Hillclimb champ J. Kurt Eikenberg of Stewartstown drove his 1994 Chevrolet SR1 to a single run of 120.136 and will be looking to improve his time today.

Leesport's Merlin Miller ran a 116.414 in his 1966 Sunbeam Tiger as Saturday's highest finisher from Berks County.

For Mark Aubele, he's not only glad that he gets the opportunity to race for himself, but also with his wife Michele.

Driving competitively since 2015, Michele Aubele finished

first in the BSP class with a time of 124.982 driving her 2012 BMW 135i.

"I used to come to watch the races with Mark, then at one point I was like 'Alright, I wanna try this.'"

"I know he (Mark) will always be faster than me," she laughed. "But the day that I beat him will be the greatest day of my life."

Mark is hoping his time stands today as the fastest of the weekend, especially since winning the Duryea Hillclimb is on his "bucket list."

"We wait all year to come here," he said. "Winning this race will be one of the best things ever. That would definitely be the best day of my life since we got married."

Contact Josh Liddick: 610-371-5061 or jiddick@readingeagle.com.

Tim Williams of Fleetwood goes through Turn 2 in his 1980 Triumph TR7 during the Duryea Hillclimb Saturday.



George Fink of Trout Run, Lycoming County, makes a run in his 1966 Auto-dynamics during the Duryea Hillclimb.



READING EAGLE

readingeagle.com

READING EAGLE, READING, PA.

MONDAY, AUGUST 20, 2018 C5

Duryea Hillclimb

Aubele's time holds to take title in rain-soaked Duryea Hillclimb

BY JOSH LIDDICK
READING EAGLE

Unlike Saturday when the sun shone for most of the afternoon, the sun refused to show itself and the rain fell consistently Sunday for the final day of racing in the annual 2.3-mile Duryea Hillclimb in Reading.


Many drivers sat out the second day due to the poor weather, settling for their first-day times. Some of the drivers had a chance to make two or three final runs on Sunday, but the track wasn't dry enough to get up to speed.

Mark Aubele is one of the drivers that benefitted from the poor weather and track conditions on Sunday, and he didn't even have to take the car off his hauler after he ran the fastest time of the day (FTD) on Saturday.

Fortunately for Aubele, his time from Saturday stood and he was able to capture the Duryea Hillclimb title for the first time. The title was so elusive he had said it was on his "bucket list" to bring home the top finisher prize.

"Being able to get my first overall win here is really cool," said Aubele. "We've had some top fives here and there and we came close in June for the Pagoda before crashing out, but we never got first place."

"I'm really happy we were able to get good runs in yes-



Dan Jones of Forty Fort, Luzerne County, makes a run in his 2003 Chevrolet Corvette during the Duryea Hillclimb Sunday.

Race results: Page C6.

terday, but it would've been a lot better if we had the chance to run today if the other guys had a real chance to get some dry runs, but hey, I'll take it."

Certainly, there were multiple drivers who wished the track conditions were just a little bit more ideal for a real chance to challenge Aubele for the Duryea Hillclimb title, but

it just wasn't meant to be.

Leesport's Merlin Miller had a decent shot of dethroning Aubele if he had another chance to race up the hill and finish not only with the honor of being Berks County's highest finisher, but also with the title of FTD. His 116.414 in his 1966 Sunbeam Tiger stuck from Saturday, unable to get an additional run in on Sunday.

Defending Duryea Hillclimb

champion J. Kurt Eikenberg's 1994 Cheetah SRI had a fast time of 120.136 seconds from Saturday held to capture the Special 1 class victory.

Only a handful of drivers could say they had times that were under 120 seconds on Sunday.

Among those was 10-time Duryea champ Kerry Hitt, a Schuylkill Valley grad from Harrisburg who raced his 2015 Cadillac CTS-V to a



Cameron Johnston of Leesport heads into turn 9 in his 1995 Mazda Turbo Miata during the Duryea Hillclimb Sunday.



Mike Sacks of Mertztown rounds turn 9 in his 1977 Honda Civic during the Duryea Hillclimb Sunday

time of 118.352 to take the GT1 class victory.

"We really hoped to see Kerry (Hitt) and Kurt (Eikenberg) race today, it's an honor to race against them," said Aubele.

Aubele talked about how important Eikenberg was in getting him into racing and helping him get off his feet from the beginning.

"When I started racing in 2006, Kurt was a very gracious guy," Aubele said. "He

even helped me get a new fire suit when I needed it. We all love Kurt."

Aubele said he's sad to leave Duryea after Sunday, knowing his next opportunity to conquer the course will be next June at the Pagoda Hillclimb.

"I wanna be battling with the other guys at the top again," he said. "But rain or shine, we'll be back."

Contact Josh Liddick: 610-371-5061 or jliddick@readingeagle.com


Climbing uphill in the rain



David Hoppe of Wyomissing competes in his BMW during the Duryea Hillclimb on Sunday. More coverage, C5.

Duryea Hillclimb Records

CLASS	TIME	NAME	CAR	YEAR
B-SPEC	154.051	David Arron	13 Ford Fiesta	2014
IMPROVED TOURING A	131.205	Mike Ancas	DODGE NEON	2006
IMPROVED TOURING B	135.815	Steve DeTurck	84 VW GTI	2015
IMPROVED TOURING C	139.421	Glenn Hoffman	75 VW Scirocco	2014
IMPROVED TOURING E	111.965	Jeremy Dietzel	MITSUBISHI EVO	2011
IMPROVED TOURING S	127.460	David Ascheman	98 Volkswagen Gti	2017
IMPROVED TOURING R	125.991	Kendrick Giambattista	96 BMW 328i	2014
SUPER STREET PREPARED	116.770	Mark Aubele	01 CORVETTE	2012
A STREET PREPARED	123.247	Dennis Portillo	92 Toyota MR2	2016
B STREET PREPARED	119.243	Shawn Mellinger	04 Mazdaspeed Miata	2017
C STREET PREPARED	131.956	William Smith		1998
D STREET PREPARED	122.107	Mark Aubele	Chevy Cobalt	2011
E STREET PREPARED	115.055	Mark Aubele	14 Mustang	2015
F STREET PREPARED	131.297	Rolf Mair	VW SCIROCCO	2000
STREET MOD	112.298	Steve Lewis	04 Ford Mach 1	2014
SUPER STREET MOD	112.391	Daniel Reed	86 CORVETTE	2015
STREET MOD FWD	121.954	Bryan Dion	07 Volkswagen GTI	2018
STREET MOD EXTREME	110.132	Mark Aubele	97 BMW M3	2018
TOURING 1	120.040	Bill Miller	CORVETTE	2009
TOURING 2	125.656	Jim Bianco JR	SUBARU STI	2007
TOURING 3	130.951	Thomas Wuellette	13 Volkswagen GTI	2017
TOURING 4	140.636	Randall Hartinger	03 MINI COOPER S	2016
SPEC MIATA	134.529	Ken Gелlette	00 Miata	2015
SUPER TOURING O	123.588	Bill Miller	AUDI S4	2010
SUPER TOURING U	122.494	Andrew Mull	08 SUBARU STI	2014
SUPER PRODUCTION O	110.737	Merlin Miller	SUNBEAM TIGER	2011
SUPER PRODUCTION U	130.001	Robert Oswald Sr	70 VW KARMA GHIA	2012
RALLY FORCED INDUCTION	133.640	Don Kennedy	93 Subaru Impreza	2018
E PRODUCTION	128.005	Leigh Earnshaw	95 DODGE NEON	2012
F PRODUCTION	130.651	Aaron Yeager	84 VW RABBIT GTi	2016
H PRODUCTION	132.583	Mike Ancas	85 Honda CRX	2014
GT-1	109.630	Kerry Hitt	CORVETTE	1995
GT-2	113.398	Merlin Miller	SUNBEAM TIGER	2008
GT-3	126.894	Mark Flannery	VOLVO 142	1981
GT-LITE	130.874	Bob Oswald Sr	VW BUG	2005
INEX MOD	118.166	Haley Levengood	37 Ford Legend	2017
PROTOTYPE 1	107.262	Bob Gardner	06 Stohr Wf-1	2015
PROTOTYPE 2	115.128	Kurt Eikenberg	00 Prince Pro1	2015
FORMULA ATLANTIC	109.472	Tommy Van Scoy JR	MARCH 81A	1989
FORMULA CONTINENTAL	114.562	Tommy Van Scoy JR	RALT RT-1	1986
FORMULA FORD	116.145	Henry Kowalski	REYNARD RD-82	1990
FORMULA 500	125.631	Chris Berns	ZINK Z-19	1984
FORMULA MAZDA	121.940	Dennis Fink	FORMULA MAZDA	2003
FORMULA V	131.600	Dave Fillman	BOBSY	1993
FORMULA S	114.248	Timm Murphy	99 Formula Mazda	2016
CLUB FORD	118.992	Mark Kilpatrick	VAN DEIMAN RF-79	1990
SOLO V	118.951	Robert Oswald Jr	04 Viper SV1	2017
VINTAGE 1	127.453	Brad Klein	CORVETTE	1993
VINTAGE 2	133.877	Bob D'Amore	McKEE	2003
VINTAGE 3	133.352	Bob Gardner	63 Elva 7	2017
HISTORIC 1	126.573	Adolf Battifarano	68 LOTUS 7	2012
HISTORIC 2	123.696	Richard Good	72 Triumph TR6	2018
HISTORIC 3	117.788	Ted Klaus Jr	70 Caldwell D10	2013
HISTORIC 4	134.793	Joe Whiteley	64 AH Sprite	2015
SPECIAL 1	105.528	George Bowland	BBR SHARK	2008
SPECIAL 2	109.557	Floyd Schrammeck	REYNARD	1994
SPECIAL 3	110.456	Ron Moreck		1998

Duryea					Drivers Who Beat Records			
Class	Time	Name	Car	Year	Driver	Car	New Record	Raw Time
STREET MOD FWD	122.395	Hunter Huffman	91 Honda Civic Si	2017	Bryan Dion	07 Volkswagen GTI	New Record	121.954
STREET MOD EXTREME	112.665	Mark Aubele	97 BMW M3	2017	Mark Aubele	97 BMW M3	New Record	110.132
RALLY FORCED INDUCTION	135.578	Don Kennedy	93 Subaru Impreza	2016	Don Kennedy	93 Subaru Impreza	New Record	133.640
HISTORIC 2	123.763	Richard Good	72 TRIUMPH TR6	2015	Richard Good	72 Triumph TR6	New Record	123.696
 <p>2018 Duryea Hillclimb FTD Mark Aubele 97 BMW M3 110.132 secs New Street Mod Extreme Record</p>								
		Photo by Mike Vanino						
		For more hillclimb photos goto:	mikevaninophotography.com					




Duryea Hillclimb Under 2 Minutes

62

Name	1st Year	Next Years
OSCAR KOVELESKI	1976	1977
JAKE SYMANOVICH	1980	
KERRY HITT	1980	1981, 1982, 1984, 1985, 1986, 1988, 1989, 1991, 1992, 1995, 1996, 2000, 2017, 2018
R. ADDIE	1985	1987
TOMMY VAN SCOY	1986	1987, 1989
JERRY COFFEE	1987	1988
CHRIS BERNIS	1989	
HENRY KOWALSKI	1989	1990, 1991, 1992
BARRY BURKE	1990	1991
JIM COSNER SR	1990	
MARK KILPATRICK	1990	
JOHN HALBING	1991	
FLOYD SCHRAMMECK	1992	1993, 1994
JIM OSWALD	1993	2002
MERLIN MILLER	1995	2002, 2003, 2004, 2005, 2006, 2007, 2008, 2009, 2010, 2011, 2013, 2014, 2015, 2016, 2018
JERRY KIEFT	1996	
RONALD MORECK	1997	1998
ROLF MAIR	1998	
DARRYL DANKO	1999	2000, 2002, 2005
BARRY GRIFFITH	2000	2001, 2002
JAMES MILLER	2003	
LANCE SMITH	2004	
DAN RUTAN	2005	
DAVID ROHRBACH	2005	2006
TIM ROYER	2005	
BILL MILLER	2006	2008, 2011, 2013
JOHN HARTNETT	2006	2012, 2013
KURT EIKENBERG	2006	2007, 2008, 2009, 2010, 2011, 2012, 2013, 2014, 2015, 2016, 2017
JEREMY DEITZEL	2007	2008, 2009, 2010, 2011
CHRIS BELIEU	2008	
GEORGE BOWLAND	2008	2009, 2012
JASON KEFFER	2008	
VINCE GLADFELTER	2008	
DAN REED	2009	2011, 2012, 2013, 2015
MARK AUBELE	2009	2012, 2015, 2016, 2017, 2018
ALEX GRABAU	2011	
BRIAN HALECKI	2011	2014
KEVIN RHOADS	2011	
STEVE LEWIS	2011	2012, 2014, 2015, 2018
ADRIENNE VRABEL	2012	(1st Woman)
ALEXANDER KIHURANI	2012	
KIHURANI GAKUU	2012	
BOB GARDNER	2013	2014, 2015, 2016
BOB OSWALD JR	2013	2016, 2017
BRIAN FRITZLER	2013	2014, 2015, 2017
LEIGH EARNSHAW	2013	2016
TED KLAUS JR	2013	
TIMM MURPHY	2013	2014, 2015, 2016, 2017, 2018
CAHRLES "BUTCH" KING	2014	2018
BERNARDO ZOZAYA	2015	
CAMERON LANE	2015	
DAN ENNIS	2015	2016, 2017
DAVE CUTCHINS	2015	2017
JEFF ROSSI JR	2015	2016
KENDRICK GIAMBATTISTA	2015	2016, 2017
MIKE ROBINSON	2015	2016, 2017, 2018
RAY KOCHIN	2015	2016
DAN FOLEY	2016	
HALEY LEVENGOOD	2016	2017
JAMES JOSEPH	2017	
SHAWN MELLINGER	2017	2018
BRIAN MICCICHE	2018	



**2018 Duryea Hillclimb
Final Results
August 18-19, 2018**



BSPEC - B-SPEC					Best Time
1 17 David Arron 13 Ford Fiesta					166.322
Sat	190.482	167.384	166.322		
Sun	DNS				
ITA - IMPROVED TOURING A					Best Time
1 56 Mike Ancas 95 Dodge Neon					132.984
Sat	140.045	132.984			
Sun	159.752				
2 156 Kurtis Emigh 95 Dodge Neon					142.466
Sat	165.680	153.910	142.466		
Sun	160.827	154.530	151.904		
ITB - IMPROVED TOURING B					Best Time
1 881 Emily Oswald 84 Volkswagen Rabbit					148.430
Sat	171.822	151.408	148.430		
Sun	168.792	161.206	159.184	158.186	
2 45 Mike Axarlis 86 VW Golf					148.802
Sat	157.837	152.656	148.802		
Sun	175.287	171.458	165.368	168.026	
ITS - IMPROVED TOURING S					Best Time
1 420 David Ascheman 98 Volkswagen Gti Sharpie					129.702
Sat	136.398	129.702	131.504		
Sun	153.827	147.090			
2 103 George Witman 85 Mazda RX7					142.968
Sat	163.098	142.968	176.988		
Sun	DNS				
3 3 Dale Witman 85 Mazda RX7					148.284
Sat	148.284				
Sun	DNS				



2018 Duryea Hillclimb
Final Results
August 18-19, 2018



SSP - SUPER STREET PREPARED				Best Time
1 91 Shawn Mellinger 04 Chevrolet Corvette				119.112
Sat	133.989	120.678	119.112	
Sun	DNS			
2 22 Pat Shannon 98 Chevy Corvette				125.984
Sat	138.396	131.472	125.984	
Sun	156.452			
3 191 Donna Robinson 04 Chevy Corvette				152.022
Sat	156.076	152.022		
Sun	197.010	188.540		
ASP - A STREET PREPARED				Best Time
1 72 Dennis Portillo 92 Toyota Mr2				126.792
Sat	140.194	126.792	131.852	
Sun	DNS			
2 932 James Nauman 05 Subaru WRX				129.168
Sat	146.557	130.264	129.168	
Sun	166.696			
3 93 Timothy Murphy 93 Subaru WRX				137.270
Sat	138.658	137.270		
Sun	174.128	163.794	157.784	



2018 Duryea Hillclimb
Final Results
August 18-19, 2018



BSP - B STREET PREPARED					Best Time
1	188 Michele Aubele	12 BMW 135i			124.982
	Sat	138.920	125.980	124.982	
	Sun	DNS			
2	46 Matt Williams	01 BMW M3			126.802
	Sat	135.600	126.802		
	Sun	DNS			
3	307 Robert Daley	03 Honda S2000			128.792
	Sat	143.849	130.512	128.792	
	Sun	162.208	151.284	150.022	
4	146 Dennis Williams	01 BMW M3			131.326
	Sat	131.326	155.022		
	Sun	DNS			
5	707 Michael Daley	03 Honda S2000			135.996
	Sat	146.176	135.996		
	Sun	163.242	152.916	148.624 155.136	
6	214 Adam Weaver	87 Porsche 944 S			147.130
	Sat	163.839	151.078	147.130	
	Sun	189.203	177.142	172.748 171.120	
7	10 Dennis Graber	74 Chevrolet Corvette			160.104
	Sat	179.822	162.086	160.104	
	Sun	DNS			
CSP - C STREET PREPARED					Best Time
1	86 Keith Gerhard	99 Mazda Miata			138.060
	Sat	152.082	139.660	138.060	
	Sun	DNS			



2018 Duryea Hillclimb
Final Results
August 18-19, 2018



DSP - D STREET PREPARED					Best Time
1	142 Jason Fraley 06 Audi A3				126.880
	Sat	133.452	127.240	126.880	
	Sun	DNS			
2	989 David Hoppe 92 Bmw 325i				137.568
	Sat	148.276	137.568	139.386	
	Sun	177.340	169.034	171.050	
3	3 Jody Miller 10 Honda Civic				141.688
	Sat	158.771	146.460	141.688	
	Sun	182.067	177.008	164.762	163.662
4	31 John Devorak 98 Acura Integra				156.220
	Sat	175.818	162.662	156.220	
	Sun	176.506	167.674		
ESP - E STREET PREPARED					Best Time
1	341 Steve Lewis 17 Ford Mustang				118.632
	Sat	123.658	118.632		
	Sun	DNS			
2	27X Chris Merring 98 Ford Mustang				123.396
	Sat	150.167	125.072	123.396	
	Sun	160.790	154.438	141.382	146.948
3	34 Nancy Lewis 17 Ford Mustang				129.020
	Sat	142.186	129.270	129.020	
	Sun	DNS			
4	B4 Gibby Bozicevich 99 Camaro Z-28				129.740
	Sat	146.869	132.206	129.740	
	Sun	170.172			
5	302 Chris Barrett 13 Ford Mustang				133.156
	Sat	148.390	133.156	133.810	
	Sun	DNS			
6	L8 Kris Reid 99 Chevy Z28				141.270
	Sat	148.753	141.270		
	Sun	182.321			
7	982 Paul O'Donnell 10 Dodge Challenger SRT8				142.412
	Sat	153.779	142.412	145.672	
	Sun	189.177	171.738	156.068	159.768



2018 Duryea Hillclimb
Final Results
August 18-19, 2018



FSP - F STREET PREPARED					Best Time
1	751 Crystal Whisler 98 Plymouth Neon				158.468
Sat	165.250	158.468			
Sun	181.711	177.130	171.822		
2	75 Donald DeHart 98 Plymouth Neon				167.338
Sat	177.026	167.338	171.820		
Sun	187.991	183.394	184.904		
SM - STREET MOD					Best Time
1	306 Eric Johnson 79 Ford Mustang				123.338
Sat	140.168	124.028	123.338		
Sun	DNS				
2	1028 Courtney Coxé 95 Ford Mustang				137.064
Sat	151.456	137.064	138.416		
Sun	DNS				
3	999 Jim Crnkovic 12 Chevrolet ZL1 Camaro				145.416
Sat	161.123	150.890	145.416		
Sun	195.652	175.464	171.272	172.794	
SSM - SUPER STREET MOD					Best Time
1	88 Cameron Johnston 95 Mazda Turbo Miata				124.370
Sat	143.837	125.080	124.370		
Sun	171.496	159.448	166.708		
2	128 James Guerin 04 Honda S2000				124.772
Sat	138.546	126.544	124.772		
Sun	DNS				
3	91 Adrienne Vrabel 86 Chevrolet Corvette				127.108
Sat	139.279	127.108	127.472		
Sun	DNS				
4	76 Dan Jones 03 Chevy Corvette				130.062
Sat	131.702	130.062			
Sun	165.683	161.704	153.588		
5	176 Matthew Jones 03 Chevy Corvette				135.160
Sat	146.104	135.160	147.974		
Sun	169.207	165.818	163.042	158.074	



**2018 Duryea Hillclimb
Final Results
August 18-19, 2018**



SMF - STREET MOD FWD				Best Time
1 32 Bryan Dion 07 Volkswagen GTI				121.954
Sat	130.984	121.954	122.240	
Sun	DNS			
2 661 Matt Phillips 00 Honda Civic				125.856
Sat	143.374	128.032	125.856	
Sun	149.940			
3 731 Ray Hollister 07 Chevy Cobalt				126.170
Sat	140.635	127.648	126.170	
Sun	DNS			
4 159 Doug Austin 07 Mini Cooper S				131.942
Sat	139.448	133.188	131.942	
Sun	153.067			
5 13 Gary Reider 86 Saab 900s				132.684
Sat	151.444	132.684	133.746	
Sun	187.204	174.608		
6 115 Jason Ackerman 96 VW GTI				143.652
Sat	143.652	152.770		
Sun	DNS			
7 203 Amanda Krause 93 Saab 900s				150.962
Sat	155.992	152.752	150.962	
Sun	167.088	164.464	164.922	
8 114 George Ackerman 96 VW GTI				151.162
Sat	179.052	151.162		
Sun	DNS			




2018 Duryea Hillclimb
Final Results
August 18-19, 2018



SMX - STREET MOD EXTREME					Best Time
1	53 Mark Aubele	97 BMW M3			110.132
	Sat	116.428	110.540	110.132	
	Sun	DNS			
2	19 Michael Robinson	99 Chevy Camaro			115.916
	Sat	134.315	115.916	DNF	
	Sun	DNS			
3	888 Brian Micciche	93 Mazda Rx7			116.316
	Sat	137.108	116.316	117.288	
	Sun	DNS			
4	1711 Todd Reid	95 Honda Civic DX			124.564
	Sat	134.275	124.564		
	Sun	DNS			
T3 - TOURING 3					Best Time
1	153 Thomas Wuellette	13 Volkswagen GTI			131.394
	Sat	138.112	131.394		
	Sun	164.797	154.317	148.498 144.078	
2	351 Matt Vosper	13 Volkswagen GTI			138.924
	Sat	151.187	139.908	138.924	
	Sun	189.306	191.600	166.756 168.672	
T4 - TOURING 4					Best Time
1	47 Randall Hartinger	03 Mini Cooper Mini Cooper S			144.200
	Sat	153.323	146.540	144.200	
	Sun	DNS			
SMIA - SPEC MIATA					Best Time
1	801 Greg Gialloreto	92 Mazda Miata			142.874
	Sat	166.904	146.706	142.874	
	Sun	DNS			
SPU - SUPER PRODUCTION U					Best Time
1	283 James Oswald	70 VW Beetle			139.478
	Sat	144.860	139.478		
	Sun	DNS			



2018 Duryea Hillclimb
Final Results
August 18-19, 2018



RALFI - RALLY FORCED INDUCTION				Best Time
1	931 Don Kennedy	93 Subaru Impreza		133.640
	Sat	139.431	133.968	133.640
	Sun	154.540	148.062	
EP - E PRODUCTION				Best Time
1	62 Dave Miller	62 Triumph TR4		140.292
	Sat	142.815	140.292	
	Sun	DNS		
2	7 Tim Williams	1980 Triumph TR7		158.294
	Sat	163.813	158.294	
	Sun	DNS		
FP - F PRODUCTION				Best Time
1	169 Glenn Hoffmann	89 Honda CRX		138.744
	Sat	149.237	138.744	
	Sun	DNS		
HP - H PRODUCTION				Best Time
1	50 Joe Whiteley	64 Austin Healey Sprite		134.834
	Sat	145.877	134.834	
	Sun	DNS		
GT1 - GT-1				Best Time
1	19X Kerry Hitt	15 Cadillac Cts-V		118.352
	Sat	121.931	118.352	
	Sun	DNS		
2	25 Randy Ross	95 Chevy Monto carlo ss		128.962
	Sat	144.486	128.962	
	Sun	DNS		



2018 Duryea Hillclimb
Final Results
August 18-19, 2018



GT2 - GT-2						Best Time
1	28 Merlin Miller 66 Sunbeam Tiger					116.414
	Sat	122.073	116.414			
	Sun	DNS				
2	14 Ron Lordy 08 Ford Mustang					122.880
	Sat	127.607	122.880			
	Sun	152.381	147.988	144.136	138.422	143.116
3	416 Brandon Lazar 86 Ford Mustang					125.310
	Sat	131.421	125.310			
	Sun	156.328	157.524	151.784	147.620	
4	71 Rick Kline 99 Panoz Gt-Wc					136.374
	Sat	147.565	136.374			
	Sun	DNS				
GT3 - GT-3						Best Time
1	6X Matthew Hoegg 86 VW Scirocco					144.232
	Sat	156.166	144.232			
	Sun	174.833	157.796	157.576	157.218	
2	57 Grace Huntzinger 86 VW Scirocco 16V					148.240
	Sat	148.240	148.370			
	Sun	181.726	175.341	166.340	163.180	170.300
3	42 Shawn Fraley Ford Pinto					150.144
	Sat	159.912	150.144			
	Sun	205.797				
4	69 Peter Stillwell 69 BMW 2002					153.978
	Sat	166.826	153.978	154.520		
	Sun	DNS				




**2018 Duryea Hillclimb
Final Results
August 18-19, 2018**



GTL - GT-LITE					Best Time
1	9 Eli Sharp	65 Mini Cooper S			135.528
	Sat	139.039	135.528		
	Sun	DNS			
2	96 Vincent Wieczorek	65 Mini Cooper S			142.004
	Sat	153.898	142.004		
	Sun	DNS			
3	196 William Sekella	77 Honda Civic			144.092
	Sat	158.211	159.968	144.092	
	Sun	169.168	162.212	160.600	
4	691 Mike Sacks	77 Honda Civic			146.224
	Sat	156.575	146.224		
	Sun	174.262	169.252	163.184 168.968	
5	43 Donald McLaughlin	81 Renault R5			148.216
	Sat	156.786	148.216		
	Sun	DNS			
IM - INEX MOD					Best Time
1	8L Haley Levengood	37 Ford Legend			121.764
	Sat	132.456	121.764		
	Sun	DNS			
2	15A Skip Levengood	37 Ford Legend			124.948
	Sat	139.191	124.948		
	Sun	DNS			



**2018 Duryea Hillclimb
Final Results
August 18-19, 2018**



FV - FORMULA V									Best Time
1	95 John Pitman 97 Caracal CR								136.900
	Sat	148.943	136.900						
	Sun	DNS							
2	87 Dillon Axarlis 84 Womer EV1								139.880
	Sat	146.939	139.880						
	Sun	176.806	161.827	156.676	157.452	164.772			
3	85 Michael White 92 Caracal D								142.416
	Sat	150.179	142.416						
	Sun	DNS							
4	187 Dustin Axarlis 84 Womer EV1								150.858
	Sat	169.436	156.020	150.858					
	Sun	175.328	DNF	170.410	172.016				
FS - FORMULA S									Best Time
1	68 Timm Murphy 99 Mazda Formula Wankel								119.272
	Sat	137.182	119.272						
	Sun	176.826							
2	666 Dan Ennis 99 Formula Mazda FM								122.906
	Sat	147.038	126.938	122.906					
	Sun	DNS							
SV - SOLO V									Best Time
1	81 Robert Oswald Jr. 04 Viper Sv-1								120.608
	Sat	134.764	120.608						
	Sun	DNS							
2	117 George Fink 66 Autodynamics								133.282
	Sat	139.661	133.282						
	Sun	170.585	158.200	150.608					
3	771 Neil Peterson 87 Vindicator Solo Vee								149.880
	Sat	166.311	149.880						
	Sun	194.170	180.944						
V1 - VINTAGE 1									Best Time
1	531 Dave Smith 59 Austin Healey Sprite								152.570
	Sat	185.375	157.278	152.570					
	Sun	DNS							




**2018 Duryea Hillclimb
Final Results
August 18-19, 2018**



V2 - VINTAGE 2					Best Time
1	38 Susan Salsburg	61 Jaguar MK2			188.100
	Sat	194.476	188.100		
	Sun	DNS			
V3 - VINTAGE 3					Best Time
1	887 William Norton	60 Cooper Formula 3			182.488
	Sat	200.824	182.488	DNF	
	Sun	210.474	231.470	195.984	196.318
H1 - HISTORIC 1					Best Time
1	27 Bill Lessig	67 Lotus Elan			134.434
	Sat	150.174	135.152	134.434	
	Sun	DNS			
H2 - HISTORIC 2					Best Time
1	171 Richard Good	72 Triumph TR6			123.696
	Sat	132.466	124.156	123.696	
	Sun	DNS			
2	210 Boyd (WHIP) Wagner III	74 Triumph TR6			144.068
	Sat	157.419	144.068	151.732	
	Sun	DNS			
H3 - HISTORIC 3					Best Time
1	6 Theodore Klaus Jr	Caldwell D10			141.013
	Sat	141.013	DNF		
	Sun	DNS			




2018 Duryea Hillclimb
Final Results
August 18-19, 2018



H4 - HISTORIC 4					Best Time
1	61 Steven Hirschtritt	65 Austin Healey Sprite			139.022
	Sat	155.612	140.096	139.022	
	Sun	DNS			
2	711 Bryner Raudibaugh	70 Fiat 850 Spyder			144.064
	Sat	151.552	145.610	144.064	
	Sun	DNS			
3	310 Ian Wagner	69 Austin Healey Sprite			146.316
	Sat	157.246	146.316		
	Sun	DNS			
4	74 Dave Dill	64 Triumph Spitfire			154.650
	Sat	165.501	154.650		
	Sun	DNS			
S1 - SPECIAL 1					Best Time
1	8 Kurt Eikenberg	94 Cheetah SR1			120.136
	Sat	120.136			
	Sun	DNS			
2	3 Raymond Kochin	94 Honda			138.484
	Sat	144.481	138.484		
	Sun	172.333	165.640	156.420	159.974
3	4 Bob Gardner	06 Stohr Wf-1			151.383
	Sat	151.383	DNF		
	Sun	DNS			
4	33 Dustin Halechko	94 Honda Prelude			157.004
	Sat	168.371	162.212	157.004	
	Sun	183.447	182.588	176.642	178.292
S2 - SPECIAL 2					Best Time
1	21 Bryan Fritzler	18 Fritzler Raven			128.416
	Sat	138.150	128.416		
	Sun	DNS			
2	16 Jeff Avril	95 Honda Del Sol			144.902
	Sat	154.627	144.902		
	Sun	170.971	164.841	161.824	160.034 158.792



2018 Duryea Hillclimb
Final Results
August 18-19, 2018



S3 - SPECIAL 3						Best Time
1	178 Charles King	02 Chevy Pickup				119.622
	Sat	129.623	119.622			
	Sun	DNS				
2	1191 Mike Lascoskie	77 Chevrolet Monza				122.738
	Sat	136.558	122.738			
	Sun	DNS				
3	14 Bill Ascheman	52 MG TD Replica				150.228
	Sat	177.763	150.228			
	Sun	DNS				



**Blue Mountain Region SCCA
Saturday Final Raw Time Results
2018 Duryea Hillclimb - August 18-19, 2018**



Raw Pos.	Pos.	Class	#	Driver	Car Model	Raw Time	Diff.	From 1st	Avg Speed
1	1	SMX	53	Mark Aubele	97 BMW M3	110.132	0	0	75.0
2	2	SMX	19	Michael Robinson	99 Chevy Camaro	115.916	5.784	5.784	71.3
3	3	SMX	888	Brian Micciche	93 Mazda Rx7	116.316	0.400	6.184	71.0
4	1	GT2	28	Merlin Miller	66 Sunbeam Tiger	116.414	0.098	6.282	70.9
5	1	GT1	19X	Kerry Hitt	15 Cadillac Cts-V	118.352	1.938	8.220	69.8
6	1	ESP	341	Steve Lewis	17 Ford Mustang	118.632	0.280	8.500	69.6
7	1	SSP	91	Shawn Mellinger	04 Cheverolet Corvette	119.112	0.480	8.980	69.3
8	1	FS	68	Timm Murphy	99 Mazda Formula Wankel	119.272	0.160	9.140	69.2
9	1	S3	178	Charles King	02 Chevy Pickup	119.622	0.350	9.490	69.0
10	1	S1	8	J Kurt Eikenberg	94 Cheetah SR1	120.136	0.514	10.004	68.8
11	1	SV	81	Robert Oswald Jr.	04 Viper Sv-1	120.608	0.472	10.476	68.5
12	1	IM	8L	Haley Levensgood	37 Ford Legend	121.764	1.156	11.632	67.8
13	1	SMF	32	Bryan Dion	07 Volkswagen GTI	121.954	0.190	11.822	67.7
14	2	S3	1191	Mike Lascoskie	77 Chevrolet Monza	122.738	0.784	12.606	67.3
15	2	GT2	14	Ron Lordy	08 Ford Mustang	122.880	0.142	12.748	67.2
16	2	FS	666	Dan Ennis	99 Formula Mazda FM	122.906	0.026	12.774	67.2
17	1	SM	306	Eric Johnson	79 Ford Mustang	123.338	0.432	13.206	67.0
18	2	ESP	27X	Chris Merring	98 Ford Mustang	123.396	0.058	13.264	66.9
19	1	H2	171	Richard Good	72 Triumph TR6	123.696	0.300	13.564	66.8
20	1	SSM	88	Cameron Johnston	95 Mazda Turbo Miata	124.370	0.674	14.238	66.4
21	4	SMX	1711	Todd Reid	95 Honda Civic DX	124.564	0.194	14.432	66.3
22	2	SSM	128	James Guerin	04 Honda S2000	124.772	0.208	14.640	66.2
23	2	IM	15A	Skip Levensgood	37 Ford Legend	124.948	0.176	14.816	66.1
24	1	BSP	188	Michele Aubele	12 BMW 135i	124.982	0.034	14.850	66.1
25	3	GT2	416	Brandon Lazar	86 Ford Mustang	125.310	0.328	15.178	65.9
26	2	SMF	661	Matt Phillips	00 Honda Civic	125.856	0.546	15.724	65.6
27	2	SSP	22	Pat Shannon	98 Chevy Corvette	125.984	0.128	15.852	65.6
28	3	SMF	731	Ray Hollister	07 Chevy Cobalt	126.170	0.186	16.038	65.5
29	1	ASP	72	Dennis Portillo	92 Toyota Mr2	126.792	0.622	16.660	65.1
30	2	BSP	46	Matt Williams	01 BMW M3	126.802	0.010	16.670	65.1
31	1	DSP	142	Jason Fraley	06 Audi A3	126.880	0.078	16.748	65.1
32	3	SSM	91	Adrienne Vrabel	86 Chevrolet Corvette	127.108	0.228	16.976	65.0
33	1	S2	21	Bryan Fritzier	18 Fritzier Raven	128.416	1.308	18.284	64.3
34	3	BSP	307	Robert Daley	03 Honda S2000	128.792	0.376	18.660	64.1
35	2	GT1	25	Randy Ross	95 Chevy Monto carlo ss	128.962	0.170	18.830	64.0
36	3	ESP	34	Nancy Lewis	17 Ford Mustang	129.020	0.058	18.888	64.0
37	2	ASP	932	James Nauman	05 Subaru WRX	129.168	0.148	19.036	63.9
38	1	ITS	420	David Ascheman	98 Volkswagen Gti Sharpie	129.702	0.534	19.570	63.7
39	4	ESP	84	Gibby Bozicevich	99 Camaro Z-28	129.740	0.038	19.608	63.7
40	4	SSM	76	Dan Jones	03 Chevy Corvette	130.062	0.322	19.930	63.5
41	4	BSP	146	Dennis Williams	01 BMW M3	131.326	1.264	21.194	62.9
42	1	T3	153	Thomas Wuellette	13 Volkswagen GTI	131.394	0.068	21.262	62.9
43	4	SMF	159	Doug Austin	07 Mini Cooper S	131.942	0.548	21.810	62.6
44	5	SMF	13	Gary Reider	86 Saab 900s	132.684	0.742	22.552	62.2
45	1	ITA	56	Mike Ancas	95 Dodge Neon	132.984	0.300	22.852	62.1
46	5	ESP	302	Chris Barrett	13 Ford Mustang	133.156	0.172	23.024	62.0
47	2	SV	117	George Fink	66 Autodynamics	133.282	0.126	23.150	62.0
48	1	RALFI	931	Don Kennedy	93 Subaru Impreza	133.640	0.358	23.508	61.8
49	1	H1	27	Bill Lessig	67 Lotus Elan	134.434	0.794	24.302	61.4
50	1	HP	50	Joe Whiteley	64 Austin Healey Sprite	134.834	0.400	24.702	61.3
51	5	SSM	176	Matthew Jones	03 Chevy Corvette	135.160	0.326	25.028	61.1
52	1	GTL	9	Eli Sharp	65 Mini Cooper S	135.528	0.368	25.396	60.9
53	5	BSP	707	Michael Daley	03 Honda S2000	135.996	0.468	25.864	60.7
54	4	GT2	71	Rick Kline	99 Panoz Gt-Wc	136.374	0.378	26.242	60.6
55	1	FV	95	John Pitman	97 Caracal CR	136.900	0.526	26.768	60.3
56	2	SM	1028	Courtney Coxe	95 Ford Mustang	137.064	0.164	26.932	60.3
57	3	ASP	93	Timothy Murphy	93 Subaru WRX	137.270	0.206	27.138	60.2
58	2	DSP	989	David Hoppe	92 Bmw 325i	137.568	0.298	27.436	60.0
59	1	CSP	86	Keith Gerhard	99 Mazda Miata	138.060	0.492	27.928	59.8



**Blue Mountain Region SCCA
Saturday Final Raw Time Results
2018 Duryea Hillclimb - August 18-19, 2018**



Raw Pos.	Pos.	Class	#	Driver	Car Model	Raw Time	Diff.	From 1st	Avg Speed
60	2	S1	3	Raymond Kochin	94 Honda	138.484	0.424	28.352	59.6
61	1	FP	169	Glenn Hoffmann	89 Honda CRX	138.744	0.260	28.612	59.5
62	2	T3	351	Matt Vosper	13 Volkswagen GTI	138.924	0.180	28.792	59.5
63	1	H4	61	Steven Hirschtritt	65 Austin Healey Sprite	139.022	0.098	28.890	59.4
64	1	SPU	283	James Oswald	70 VW Beetle	139.478	0.456	29.346	59.2
65	2	FV	87	Dillon Axarlis	84 Womer EV1	139.880	0.402	29.748	59.0
66	1	EP	62	Dave Miller	62 Triumph TR4	140.292	0.412	30.160	58.9
67	1	H3	6	Theodore Klaus Jr	Caldwell D10	141.013	0.721	30.881	58.6
68	6	ESP	18	Kris Reid	99 Chevy Z28	141.270	0.257	31.138	58.5
69	3	DSP	3	Jody Miller	10 Honda Civic	141.688	0.418	31.556	58.3
70	2	GTL	96	Vincent Wiczorek	65 Mini Cooper S	142.004	0.316	31.872	58.2
71	7	ESP	982	Paul O'Donnell	10 Dodge Challenger SRT8	142.412	0.408	32.280	58.0
72	3	FV	85	Michael White	92 Caracal D	142.416	0.004	32.284	58.0
73	2	ITA	156	Kurtis Emigh	95 Dodge Neon	142.466	0.050	32.334	58.0
74	1	SMIA	801	Greg Gialloreto	92 Mazda Miata	142.874	0.408	32.742	57.8
75	2	ITS	103	George Witman	85 Mazda RX7	142.968	0.094	32.836	57.8
76	6	SMF	115	Jason Ackerman	96 VW GTI	143.652	0.684	33.520	57.5
77	2	H4	711	Bryner Raudibaugh	70 Fiat 850 Spyder	144.064	0.412	33.932	57.3
78	2	H2	210	Boyd (WHIP) Wagner III	74 Triumph TR6	144.068	0.004	33.936	57.3
79	3	GTL	196	William Sekella	77 Honda Civic	144.092	0.024	33.960	57.3
80	1	T4	47	Randall Hartinger	03 Mini Cooper Mini Cooper S	144.200	0.108	34.068	57.3
81	1	GT3	6X	Matthew Hoegg	86 VW Scirocco	144.232	0.032	34.100	57.3
82	2	S2	16	Jeff Avril	95 Honda Del Sol	144.902	0.670	34.770	57.0
83	3	SM	999	Jim Crnkovic	12 Chevrolet ZL1 Camaro	145.416	0.514	35.284	56.8
84	4	GTL	691	Mike Sacks	77 Honda Civic	146.224	0.808	36.092	56.5
85	3	H4	310	Ian Wagner	69 Austin Healey Sprite	146.316	0.092	36.184	56.5
86	6	BSP	214	Adam Weaver	87 Porsche 944 S	147.130	0.814	36.998	56.1
87	5	GTL	43	Donald McLaughlin	81 Renault R5	148.216	1.086	38.084	55.7
88	2	GT3	57	Grace Huntzinger	86 VW Scirocco 16V	148.240	0.024	38.108	55.7
89	3	ITS	3	Dale Witman	85 Mazda RX7	148.284	0.044	38.152	55.7
90	1	ITB	881	Emily Oswald	84 Volkswagen Rabbit	148.430	0.146	38.298	55.6
91	2	ITB	45	Mike Axarlis	86 VW Golf	148.802	0.372	38.670	55.5
92	3	SV	771	Neil Peterson	87 Vindicator Solo Vee	149.880	1.078	39.748	55.1
93	3	GT3	42	Shawn Fraley	Ford Pinto	150.144	0.264	40.012	55.0
94	3	S3	14	Bill Ascheman	52 MG TD Replica	150.228	0.084	40.096	55.0
95	4	FV	187	Dustin Axarlis	84 Womer EV1	150.858	0.630	40.726	54.8
96	7	SMF	203	Amanda Krause	93 Saab 900s	150.962	0.104	40.830	54.7
97	8	SMF	114	George Ackerman	96 VW GTI	151.162	0.200	41.030	54.6
98	3	S1	4	Bob Gardner	06 Stohr Wf-1	151.383	0.221	41.251	54.6
99	3	SSP	191	Donna Robinson	04 Chevy Corvette	152.022	0.639	41.890	54.3
100	1	V1	531	Dave Smith	59 Austin Healey Sprite	152.570	0.548	42.438	54.1
101	4	GT3	69	Peter Stillwell	69 BMW 2002	153.978	1.408	43.846	53.6
102	4	H4	74	Dave Dill	64 Triumph Spitfire	154.650	0.672	44.518	53.4
103	4	DSP	31	John Devorak	98 Acura Integra	156.220	1.570	46.088	52.9
104	4	S1	33	Dustin Halechko	94 Honda Prelude	157.004	0.784	46.872	52.6
105	2	EP	7	Tim Williams	1980 Triumph TR7	158.294	1.290	48.162	52.2
106	1	FSP	751	Crystal Whisler	98 Plymouth Neon	158.468	0.174	48.336	52.1
107	7	BSP	10	Dennis Graber	74 Chevrolet Corvette	160.104	1.636	49.972	51.6
108	1	BSPEC	17	David Arron	13 Ford Fiesta	166.322	6.218	56.190	49.7
109	2	FSP	75	Donald DeHart	98 Plymouth Neon	167.338	1.016	57.206	49.4
110	1	V3	887	William Norton	60 Cooper Formula 3	182.488	15.150	72.356	45.3
111	1	V2	38	Susan Salsburg	61 Jaguar MK2	188.100	5.612	77.968	43.9



**Blue Mountain Region SCCA
Sunday Final Raw Time Results
2018 Duryea Hillclimb - August 18-19, 2018**



Raw Pos.	Pos.	Class	#	Driver	Car Model	Raw Time	Diff.	From 1st	Avg Speed
1	1	GT2	14	Ron Lordy	08 Ford Mustang	138.422	0	0	59.7
2	1	ESP	27X	Chris Merring	98 Ford Mustang	141.382	2.96	2.96	58.4
3	1	T3	153	Thomas Wuellette	13 Volkswagen GTI	144.078	2.70	5.66	57.3
4	1	ITS	420	David Ascheman	98 Volkswagen Gti Sharpie	147.090	3.01	8.67	56.2
5	2	GT2	416	Brandon Lazar	86 Ford Mustang	147.620	0.53	9.20	56.0
6	1	RALFI	931	Don Kennedy	93 Subaru Impreza	148.062	0.44	9.64	55.8
7	1	BSP	707	Michael Daley	03 Honda S2000	148.624	0.56	10.20	55.6
8	1	SMF	661	Matt Phillips	00 Honda Civic	149.940	1.32	11.52	55.1
9	2	BSP	307	Robert Daley	03 Honda S2000	150.022	0.08	11.60	55.1
10	1	SV	117	George Fink	66 Autodynamics	150.608	0.59	12.19	54.8
11	1	ITA	156	Kurtis Emigh	95 Dodge Neon	151.904	1.30	13.48	54.4
12	2	SMF	159	Doug Austin	07 Mini Cooper S	153.067	1.16	14.65	54.0
13	1	SSM	76	Dan Jones	03 Chevy Corvette	153.588	0.52	15.17	53.8
14	2	ESP	982	Paul O'Donnell	10 Dodge Challenger SRT8	156.068	2.48	17.65	52.9
15	1	S1	3	Raymond Kochin	94 Honda	156.420	0.35	18.00	52.8
16	1	SSP	22	Pat Shannon	98 Chevy Corvette	156.452	0.03	18.03	52.8
17	1	FV	87	Dillon Axarlis	84 Womer EV1	156.676	0.22	18.25	52.7
18	1	GT3	6X	Matthew Hoegg	86 VW Scirocco	157.218	0.54	18.80	52.5
19	1	ASP	93	Timothy Murphy	93 Subaru WRX	157.784	0.57	19.36	52.3
20	2	SSM	176	Matthew Jones	03 Chevy Corvette	158.074	0.29	19.65	52.3
21	1	ITB	881	Emily Oswald	84 Volkswagen Rabbit	158.186	0.11	19.76	52.2
22	1	S2	16	Jeff Avril	95 Honda Del Sol	158.792	0.61	20.37	52.0
23	3	SSM	88	Cameron Johnston	95 Mazda Turbo Miata	159.448	0.66	21.03	51.8
24	2	ITA	56	Mike Ancas	95 Dodge Neon	159.752	0.30	21.33	51.7
25	1	GTL	196	William Sekella	77 Honda Civic	160.600	0.85	22.18	51.4
26	2	GT3	57	Grace Huntzinger	86 VW Scirocco 16V	163.180	2.58	24.76	50.6
27	2	GTL	691	Mike Sacks	77 Honda Civic	163.184	0.00	24.76	50.6
28	1	DSP	3	Jody Miller	10 Honda Civic	163.662	0.48	25.24	50.5
29	3	SMF	203	Amanda Krause	93 Saab 900s	164.464	0.80	26.04	50.2
30	2	ITB	45	Mike Axarlis	86 VW Golf	165.368	0.90	26.95	49.9
31	2	ASP	932	James Nauman	05 Subaru WRX	166.696	1.33	28.27	49.5
32	2	T3	351	Matt Vosper	13 Volkswagen GTI	166.756	0.06	28.33	49.5
33	2	DSP	31	John Devorak	98 Acura Integra	167.674	0.92	29.25	49.3
34	3	DSP	989	David Hoppe	92 Bmw 325i	169.034	1.36	30.61	48.9
35	3	ESP	84	Gibby Bozicevich	99 Camaro Z-28	170.172	1.14	31.75	48.5
36	2	FV	187	Dustin Axarlis	84 Womer EV1	170.410	0.24	31.99	48.5
37	3	BSP	214	Adam Weaver	87 Porsche 944 S	171.120	0.71	32.70	48.3
38	1	SM	999	Jim Crnkovic	12 Chevrolet ZL1 Camaro	171.272	0.15	32.85	48.2
39	1	FSP	751	Crystal Whisler	98 Plymouth Neon	171.822	0.55	33.40	48.1
40	4	SMF	13	Gary Reider	86 Saab 900s	174.608	2.79	36.19	47.3
41	2	S1	33	Dustin Halechko	94 Honda Prelude	176.642	2.03	38.22	46.8
42	1	FS	68	Timm Murphy	99 Mazda Formula Wankel	176.826	0.18	38.40	46.7
43	2	SV	771	Neil Peterson	87 Vindicator Solo Vee	180.944	4.12	42.52	45.6
44	4	ESP	L8	Kris Reid	99 Chevy Z28	182.321	1.38	43.90	45.3
45	2	FSP	75	Donald DeHart	98 Plymouth Neon	183.394	1.07	44.97	45.0
46	2	SSP	191	Donna Robinson	04 Chevy Corvette	188.540	5.15	50.12	43.8
47	1	V3	887	William Norton	60 Cooper Formula 3	195.984	7.44	57.56	42.1
48	3	GT3	42	Shawn Fraley	Ford Pinto	205.797	9.81	67.38	40.1



2018 PHA Class Points



Total	# of events	Driver	Spring Jefferson PIC	Spring Jefferson Pts	Spring Weatherly PIC	Spring Weatherly Pts	Pagoda PIC	Pagoda Pts	Giant's Despair PIC	Giant's Despair Pts	Duryea PIC	Duryea Pts
B STREET PREPARED												
45	5	Michele Aubele	2	8	1	10	3	7	1	10	1	10
29	4	Robert Daley			2	8	4	6	2	8	3	7
24	3	Dennis Williams	1	10			2	8			4	6
22	4	Michael Daley			3	7	5	5	5	5	5	5
18	2	Matt Williams					1	10			2	8
17	4	Adam Weaver			4	6	7	3	6	4	6	4
7	1	Kenneth Barto							3	7		
6	1	Gary Polakoski							4	6		
3	1	Dennis Graber									7	3
C STREET PREPARED												
40	4	Keith Gerhard	1	10	1	10	1	10			1	10
18	2	Tim March	2	8					1	10		
16	2	Timothy Murphy					2	8	2	8		
16	2	Stephen Burnett			2	8			2	8		
7	1	Jay Gyger	3	7								
D STREET PREPARED												
50	5	Jason Fraley	1	10	1	10	1	10	1	10	1	10
23	3	Ralph Weaver	3	7	2	8			2	8		
20	3	Jody Miller			3	7			4	6	3	7
17	3	Jenny Weaver	4	6	4	6			5	5		
16	2	David Hoppe					2	8			2	8
10	2	John Devorak							6	4	4	6
8	1	Shaun Fraley	2	8								
7	1	Elias Espinal							3	7		
E STREET PREPARED												
50	5	Steve Lewis	1	10	1	10	1	10	1	10	1	10
33	5	Nancy Lewis	4	6	3	7	4	6	3	7	3	7
32	4	Chris Merring			2	8	2	8	2	8	2	8
27	4	Gibby Bozicevich	2	8			3	7	4	6	4	6
21	4	Kris Reid	3	7			5	5	5	5	6	4
10	2	Frank Katona			4	6			6	4		
7	2	Paul O'Donnell					6	4			7	3
5	1	Chris Barrett									5	5
F STREET PREPARED												
34	4	Donald DeHart			2	8	1	10	2	8	2	8
30	3	Crystal Whisler			1	10			1	10	1	10



2018 PHA Class Points



Total	# of events	Driver	Spring Jefferson PIC	Spring Jefferson Pts	Spring Weatherly PIC	Spring Weatherly Pts	Pagoda PIC	Pagoda Pts	Giant's Despair PIC	Giant's Despair Pts	Duryea PIC	Duryea Pts
STREET MOD												
48	5	Rick Johnson	1	10	2	8	1	10	1	10	1	10
27	4	Courtney Coxe			4	6	3	7	4	6	2	8
22	3	Kristen Hack			3	7	2	8	3	7		
13	2	Michael Frohman			5	5			2	8		
10	1	Albert Corazza			1	10						
7	1	Jim Crnkovic									3	7
5	1	Kevin Miller							5	5		
4	1	Alan Gula							6	4		
SUPER STREET MOD												
27	3	Cameron Johnston	1	10			3	7			1	10
25	3	Adrienne Vrabel			1	10			2	8	3	7
25	4	Daniel Jones	3	7			4	6	4	6	4	6
24	3	James Guerin	2	8			2	8			2	8
23	4	Matthew Jones			2	8	5	5	5	5	5	5
20	2	James Joseph Vodopija					1	10	1	10		
11	2	David Stoner					6	4	3	7		
SUPER STREET FWD												
38	4	Bryan Dion			1	10	2	8	1	10	1	10
36	5	Matt Phillips	2	8	4	6	3	7	3	7	2	8
29	4	Ray Hollister	4	6	2	8			2	8	3	7
26	4	Gary Reider	5	5			1	10	4	6	5	5
13	2	John Volovar	3	7			4	6				
12	3	Amanda Krause			5	5	6	4			7	3
11	2	Doug Austin					5	5			4	6
10	1	Chris Carlisle	1	10								
7	1	Chris Leasure			3	7						
7	2	Jason Ackerman					7	3			6	4
6	1	Hunter Huffman							4	6		
4	2	George Ackerman					8	2			8	2
SUPER STREET EXTREME												
46	5	Mark Aubele	1	10	1	10	2	8	2	8	1	10
39	5	Brian Micciche	2	8	3	7	3	7	1	10	3	7
32	4	Michael Robinson			2	8	1	10	4	6	2	8
13	2	Todd Reid							3	7	4	6
12	2	Kevin Miller			4	6	4	6				
10	2	Tyler James					5	5	5	5		
4	1	Rudi Gombert							6	4		



2018 PHA Class Points



Total	# of events	Driver	Spring Jefferson PIC	Spring Jefferson Pts	Spring Weatherly PIC	Spring Weatherly Pts	Pagoda PIC	Pagoda Pts	Giant's Despair PIC	Giant's Despair Pts	Duryea PIC	Duryea Pts
TOURING 2												
10	1	Bill Feist			1	10						
TOURING 3												
50	5	Thomas Wuellette	1	10	1	10	1	10	1	10	1	10
24	3	Mathew Vosper	2	8	2	8					2	8
TOURING 4												
20	2	Randall Hartinger					1	10			1	10
SPEC MIATA												
40	4	Greg Gialloreto			1	10	1	10	1	10	1	10
8	1	James Nardone							2	8		
7	1	Harry Eustice							3	7		
6	1	Kevin Clemens							4	6		
SUPER TOURING L												
20	2	Josh Reinard					1	10	1	10		
10	1	Richard Terrill	1	10								
SUPER PRODUCTION O												
37	4	Tom Vincent	1	10	1	10	1	10	3	7		
16	2	Gordon Wise			2	8			2	8		
10	1	Bill Feist							1	10		
7	1	Nathan Winbrow			3	7						
SUPER PRODUCTION U												
18	2	Ken Gillette	1	10	7	8						
10	1	James Oswald									1	10
10	1	Ted Theodore			1	10						
RALLY FORCED INDUCTION												
40	4	Don Kennedy			1	10	1	10	1	10	1	10
RALLY NATURALLY ASPIRATED												
10	1	Gary DeMasi							1	10		
E PRODUCTION												
30	3	Dave Miller					1	10	1	10	1	10
20	2	Matthew Hoegg	1	10	1	10						
8	1	Tim Williams									2	8
8	1	David Schneider					2	8				
F PRODUCTION												
48	5	Glenn Hoffman	2	8	1	10	1	10	1	10	1	10
10	1	Craig Bucher	1	10								
8	1	Michael Patton					2	8				
8	1	Robert Hoffman			2	8						



2018 PHA Class Points



Total	# of events	Driver	Spring Jefferson PIC	Spring Jefferson Pts	Spring Weatherly PIC	Spring Weatherly Pts	Pagoda PIC	Pagoda Pts	Giant's Despair PIC	Giant's Despair Pts	Duryea PIC	Duryea Pts
H PRODUCTION												
50	5	Joe Whiteley	1	10	1	10	1	10	1	10	1	10
GT-1												
38	4	Randy Ross			1	10	1	10	1	10	2	8
10	1	Kerry Hitt									1	10
8	1	Jerry Woody			2	8						
8	1	Neal Ross							2	8		
GT-2												
44	5	Ron Lordy	1	10	1	10	2	8	2	8	2	8
29	4	Brandon Lazar			2	8	3	7	3	7	3	7
20	2	Merlin Miller					1	10			1	10
17	2	Jim Chernavage			3	7			1	10		
12	2	Rick Kline					4	6			4	6
GT-3												
43	5	Grace Huntzinger	2	8	1	10	3	7	1	10	2	8
28	4	Shane Feasler	3	7	2	8	4	6	3	7		
26	3	Matthew Hoegg					2	8	2	8	1	10
20	2	Gary Eck	1	10			1	10				
12	2	Peter Stillwell							4	6	4	6
7	1	Shawn Fraley									3	7
GT-LITE												
38	4	Vincent Wiczorek	1	10	1	10	1	10			2	8
34	4	Eli Sharp	2	8	2	8	2	8			1	10
27	4	Donald McLaughlin			3	7	5	5	1	10	5	5
14	2	William Sekella					3	7			3	7
12	2	Mike Sacks					4	6			4	6
INEX SPEC												
10	1	Bob Feist							1	10		
INEX MOD												
50	5	Haley Levensgood	1	10	1	10	1	10	1	10	1	10
32	4	Skip Levensgood	2	8			2	8	2	8	2	8
A SPORTS RACER												
40	4	George Bowland	1	10	1	10	1	10	1	10		
PROTOTYPE 1												
20	2	Jack Danko Sr			1	10			1	10		
FORMULA B												
40	4	Dave Cutchins	1	10	1	10	1	10	1	10		
FORMULA B												
20	2	Daniel Malave			1	10			1	10		



2018 PHA Class Points



Total	# of events	Driver	Spring Jefferson PIC	Spring Jefferson Pts	Spring Weatherly PIC	Spring Weatherly Pts	Pagoda PIC	Pagoda Pts	Giant's Despair PIC	Giant's Despair Pts	Duryea PIC	Duryea Pts
FORMULA V												
46	5	John Pitman	2	8	1	10	2	8	1	10	1	10
44	5	Dillon Axarlis	1	10	2	8	1	10	2	8	2	8
33	5	Michael White	5	5	3	7	3	7	3	7	3	7
7	1	Tammy Oswald	3	7								
6	1	Dustin Axarlis									4	6
FORMULA S												
48	5	Timm Murphy	1	10	1	10	1	10	2	8	1	10
32	4	Dan Ennis	2	8	2	8	2	8			2	8
10	1	Darryl L. Danko							1	10		
SOLO V												
44	5	George Fink	2	8	1	10	2	8	1	10	2	8
38	4	Robert Oswald Jr	1	10			1	10	2	8	1	10
36	5	Neil Peterson	3	7	2	8	3	7	3	7	3	7
VINTAGE 1												
10	1	Dave Smith									1	10
VINTAGE 2												
40	4	Susan Salsburg			1	10	1	10	1	10	1	10
VINTAGE 3												
40	4	William Norton			1	10	1	10	1	10	1	10
HISTORIC 1												
30	3	Bill Lessig	1	10			1	10			1	10
10	1	Jeff Barbour			1	10						
HISTORIC 2												
40	4	Richard Good	1	10	1	10	1	10			1	10
32	4	Boyd Wagner	2	8	2	8	2	8			2	8
7	1	Hugh Jonas	3	7								
HISTORIC 3												
18	2	John Hartnett	2	8	1	10						
10	1	Stanford Vann	1	10								
10	1	Theodore Klaus Jr									1	10
HISTORIC 4												
30	3	Steven Hirschtritt	1	10			1	10			1	10
14	2	Dave Dill							2	8	4	6
10	1	Garth Knorr							1	10		
8	1	Bryner Raudibaugh									2	8
7	1	Charlie Reel							3	7		
7	1	Ian Wagner									3	7
6	1	Thomas Knorr							4	6		



2018 PHA Class Points



Total	# of events	Driver	Spring Jefferson PIC	Spring Jefferson Pts	Spring Weatherly PIC	Spring Weatherly Pts	Pagoda PIC	Pagoda Pts	Giant's Despair PIC	Giant's Despair Pts	Duryea PIC	Duryea Pts
SPECIAL 1												
48	5	Kurt Eikenberg	1	10	1	10	2	8	1	10	1	10
14	2	Dennis Halechko							2	8	4	6
10	1	Sherman Baumann					1	10				
8	1	Raymond Kochin									2	8
8	1	Tom Conners			2	8						
7	1	Bob Gardner									3	7
SPECIAL 2												
45	5	Bryan Fritzler	1	10	3	7	2	8	1	10	1	10
28	3	Steve Marsh			1	10	1	10	2	8		
16	2	Angus Dalzell	2	8	2	8						
15	2	Jeff Avril					3	7			2	8
7	1	Bob Gardner	3	7								
6	1	Fred Heinly	4	6								
SPECIAL 3												
38	5	Mike Lascoskie	2	8	2	8	2	8	4	6	2	8
38	4	Charles King	1	10			1	10	2	8	1	10
20	2	Ray Kochin			1	10			1	10		
14	2	Bill Ascheman					3	7			3	7
12	2	Frank Scavo			3	7			5	5		
7	1	Christopher King							3	7		
MODIFIED ELECTRIC 2												
37	4	Robert Laravie	1	10	1	10	1	10	3	7		
10	1	Charles Greenhaus							1	10		
8	1	John Early							2	8		



2018 PHA Overall Points



		Trophy Eligible		Spring Jefferson			Spring Weatherly			Pagoda			Giant's Despair			Duryea		
Place	Total	# of Events	Driver	Event Time	Event Raw Position	Event Points	Event Time	Event Raw Position	Event Points	Event Time	Event Raw Position	Event Points	Event Time	Event Raw Position	Event Points	Event Time	Event Raw Position	Event Points
1	489	5	Mark Aubele	76.705	2	99	52.852	3	98	81.809	4	97	44.112	6	95	110.132	1	100
2	476	5	Brian Micciche	79.774	5	96	54.692	6	95	84.092	12	89	43.538	3	98	116.316	3	98
3	473	5	Kurt Eikenberg	75.825	1	100	52.595	2	99	80.906	2	99	46.732	17	84	120.136	10	91
4	470	5	Timm Murphy	80.540	7	94	55.168	7	94	82.888	6	95	44.279	7	94	119.272	8	93
5	468	5	Michael Robinson	81.871	13	88	54.620	5	96	81.222	3	98	46.502	14	87	115.916	2	99
6	448	5	Steve Lewis	81.921	14	87	57.074	11	90	83.560	8	93	46.868	18	83	118.632	6	95
7	440	5	Haley Levensgood	81.242	11	90	57.002	10	91	83.672	9	92	47.638	23	78	121.764	12	89
8	428	5	Ron Lordy	80.452	6	95	57.994	16	85	86.100	18	83	47.608	22	79	122.880	15	86
9	412	5	Rick Johnson	81.417	12	89	58.928	22	79	86.076	17	84	48.068	25	76	123.338	17	84
10	384	5	Mike Lascoskie	86.678	32	69	58.896	21	80	87.506	24	77	48.572	30	71	122.738	14	87
11	374	4	Charles King	80.690	8	93				82.752	5	96	44.566	8	93	119.622	9	92
12	364	4	Dave Cutchins	78.051	3	98	58.552	19	82	83.296	7	94	45.904	11	90			
13	361	4	George Bowland	78.344	4	97	54.012	4	97	88.684	30	71	44.002	5	96			
14	354	5	Matt Phillips	85.715	26	75	60.124	30	71	88.604	29	72	50.329	40	61	125.856	26	75
15	353	5	Bryan Fritzier	84.212	21	80	60.644	33	68	89.580	33	68	48.676	32	69	128.416	33	68
16	351	5	Jason Fraley	84.837	23	78	59.422	24	77	87.940	26	75	52.236	50	51	126.880	31	70
17	349	5	George Fink	91.865	57	44	58.004	17	84	85.384	15	86	47.196	20	81	133.282	47	54
18	349	5	Michele Aubele	85.935	27	74	60.050	28	73	91.100	41	60	49.536	36	65	124.982	24	77
19	339	4	Robert Oswald Jr	83.039	17	84				83.952	10	91	48.248	27	74	120.608	11	90
20	336	4	Dan Ennis	85.339	24	77	55.780	9	92	86.548	19	82				122.906	16	85
21	329	4	Bryan Dion				57.504	12	89	87.164	22	79	48.286	28	73	121.954	13	88
22	328	4	Richard Good	82.882	16	85	59.528	25	76	86.048	16	85				123.696	19	82
23	317	5	David Ascheman	88.169	39	62	60.516	32	69	89.660	34	67	51.492	45	56	129.702	38	63
24	312	4	Chris Merring				57.776	14	87	87.544	25	76	49.234	35	66	123.396	18	83
25	295	4	Brandon Lazar				59.192	23	78	88.094	27	74	49.086	34	67	125.310	25	76
26	283	5	Nancy Lewis	92.481	60	41	61.464	37	64	93.124	46	55	50.825	43	58	129.020	36	65
27	277	4	Ray Hollister	87.479	35	66	59.584	26	75				50.192	38	63	126.170	28	73
28	274	3	Shawn Mellinger	80.792	9	92				84.294	13	88				119.112	7	94
29	272	4	Randy Ross				59.928	27	74	90.692	39	62	48.612	31	70	128.962	35	66
30	260	5	Boyd Wagner	88.118	38	63	63.448	48	53	93.134	47	54	49.086	34	67	144.068	78	23
31	258	4	Gibby Bozicevich	84.120	20	81				90.044	36	65	52.330	51	50	129.740	39	62
32	256	5	Thomas Wuellette	90.332	49	52	62.560	44	57	94.776	57	44	53.448	57	44	131.394	42	59
33	240	3	Ray Kochin				52.568	1	100				43.032	2	99	138.484	60	41
34	236	3	Cameron Johnston	82.485	15	86				88.908	32	69				124.370	20	81
35	235	3	James Guerin	83.457	18	83				88.498	28	73				124.772	22	79
36	233	5	John Pitman	88.185	40	61	63.132	47	54	95.676	62	39	55.516	68	33	136.900	55	46
37	232	5	Joe Whiteley	89.021	44	57	64.008	49	52	93.646	49	52	56.844	81	20	134.834	50	51
38	229	4	Gary Reider	93.803	63	38				86.596	20	81	51.996	48	53	132.684	44	57
39	227	4	Skip Levensgood	85.463	25	76				100.409	80	21	52.226	49	52	124.948	23	78
40	226	4	Daniel Jones	95.839	65	36				90.884	40	61	49.082	33	68	130.062	40	61
41	225	3	Adrienne Vrabel				58.692	20	81				48.118	26	75	127.108	32	69



2018 PHA Overall Points



		Trophy Eligible		Spring Jefferson			Spring Weatherly			Pagoda			Giant's Despair			Duryea		
Place	Total	# of Events	Driver	Event Time	Event Raw Position	Event Points	Event Time	Event Raw Position	Event Points	Event Time	Event Raw Position	Event Points	Event Time	Event Raw Position	Event Points	Event Time	Event Raw Position	Event Points
42	225	3	Steve Marsh				58.320	18	83	86.940	21	80	50.210	39	62			
43	224	4	Robert Daley				62.852	46	55	92.484	44	57	53.370	56	45	128.792	34	67
44	224	5	Dillon Axarlis	86.737	33	68	64.088	50	51	94.662	56	45	56.372	77	24	139.880	65	36
45	212	3	Dennis Williams	83.551	19	82				88.726	31	70				131.326	41	60
46	206	4	Don Kennedy				62.084	40	61	94.074	51	50	53.640	59	42	133.640	48	53
47	199	4	Keith Gerhard	87.702	36	65	65.080	56	45	94.496	54	47				138.060	59	42
48	190	4	Courtney Coxe				62.800	45	56	96.404	67	34	51.626	46	55	137.064	56	45
49	186	4	Kris Reid	86.980	34	67				94.480	53	48	54.267	63	38	141.270	68	33
50	185	2	Jack Danko Sr				55.248	8	93				45.242	9	92			
51	184	2	Merlin Miller							84.426	14	87				116.414	4	97
52	184	5	Glenn Hoffman	90.628	52	49	65.354	57	44	96.690	68	33	57.474	83	18	138.744	61	40
53	181	4	Tom Vincent	89.156	45	56	61.344	36	65	100.032	77	24	55.004	65	36			
54	181	3	Kevin Miller				61.476	38	63	90.376	37	64	51.844	47	54			
55	181	4	Matthew Jones				67.066	66	35	95.904	65	36	50.764	41	60	135.160	51	50
56	180	5	Michael White	92.124	59	42	64.234	52	49	95.710	63	38	56.720	79	22	142.416	72	29
57	178	3	James Nauman							89.766	35	66	52.957	53	48	129.168	37	64
58	176	2	James Joseph Vodopija							84.036	11	90	46.504	15	86			
59	175	2	Bill Feist				57.888	15	86				46.149	12	89			
60	170	4	Eli Sharp	91.085	53	48	65.480	60	41	96.936	69	32				135.528	52	49
61	169	4	Vincent Wiczorek	90.407	50	51	64.148	51	50	95.890	64	37				142.004	70	31
62	168	2	Todd Reid										46.380	13	88	124.564	21	80
63	166	3	Kristen Hack				62.351	43	58	94.228	52	49	50.784	42	59			
64	153	4	Michael Daley				64.584	55	46	98.242	72	29	55.638	71	30	135.996	53	48
65	149	2	Matt Williams							87.194	23	78				126.802	30	71
66	147	3	Fred Heinly	88.518	42	59	65.444	59	42	94.536	55	46						
67	143	3	Bill Lessig	92.889	61	40				94.058	50	51				134.434	49	52
68	143	2	Angus Dalzell	86.050	28	73	60.347	31	70									
69	139	3	Ralph Weaver	90.558	51	50	64.424	53	48				53.866	60	41			
70	129	2	John Volovar	86.423	31	70				91.516	42	59						
71	127	3	Dave Miller							93.592	48	53	54.020	62	39	140.292	66	35
72	124	3	Steven Hirschtritt	91.825	56	45				95.612	60	41				139.022	63	38
73	121	5	Neil Peterson	99.066	68	33	66.736	63	38	100.660	81	20	56.795	80	21	149.880	92	9
74	116	2	Doug Austin							91.782	43	58				131.942	43	58
75	114	5	Matthew Hoegg	101.101	71	30	68.136	70	31	100.096	78	23	60.140	91	10	144.232	81	20
76	112	2	Josh Reinard							90.544	38	63	52.840	52	49			
77	112	2	Daniel Malave				61.256	35	66				53.116	55	46			
78	106	3	John Hartnett	92.021	58	43	61.990	39	62	134.084	100	1						
79	104	4	Greg Gialloredo				66.864	65	36	99.650	76	25	57.788	85	16	142.874	74	27
80	103	2	David Stoner							97.489	70	31	48.436	29	72			
81	103	2	Gordon Wise				62.102	41	60				53.578	58	43			
82	100	1	Darryl L. Danko										42.702	1	100			



2018 PHA Overall Points



		Trophy Eligible		Spring Jefferson			Spring Weatherly			Pagoda			Giant's Despair			Duryea		
Place	Total	# of Events	Driver	Event Time	Event Raw Position	Event Points	Event Time	Event Raw Position	Event Points	Event Time	Event Raw Position	Event Points	Event Time	Event Raw Position	Event Points	Event Time	Event Raw Position	Event Points
83	100	1	Sherman Baumann							80.200	1	100						
84	98	3	Timothy Murphy							98.274	73	28	55.952	75	26	137.270	57	44
85	97	1	Stephen Sincavage										43.682	4	97			
86	96	1	Kerry Hitt													118.352	5	96
87	96	2	Tyler James							93.018	45	56	53.874	61	40			
88	95	5	Grace Huntzinger	99.338	69	32	70.492	75	26	105.982	88	13	60.050	90	11	148.240	88	13
89	94	2	Ken Gillette	89.956	47	54	66.142	61	40									
90	93	2	Jim Chernavage				80.437	88	13				47.452	21	80			
91	93	2	Gary Eck	90.141	48	53				95.654	61	40						
92	92	5	Emily Oswald	93.432	62	39	71.044	77	24	103.090	84	17	67.176	111	1	148.430	90	11
93	91	1	Stanford Vann	80.833	10	91												
94	91	1	Mary Sincavage										45.304	10	91			
95	90	2	Rick Kline							94.828	58	43				136.374	54	47
96	89	2	Mike Frohman				70.660	76	25				49.948	37	64			
97	88	1	Albert Corazza				57.572	13	88									
98	86	3	Jody Miller				66.776	64	37				57.716	84	17	141.688	69	32
99	85	1	Brian Halecki										46.730	16	85			
100	83	2	James Oswald	91.468	55	46										139.478	64	37
101	82	1	Mike Polakoski										46.970	19	82			
102	79	1	Chris Carlisle	84.619	22	79												
103	78	2	David Hoppe							96.330	66	35				137.568	58	43
104	77	1	Christopher King										47.961	24	77			
105	76	2	Matthew Vosper	95.427	64	37										138.924	62	39
106	74	2	Bob Gardner	86.192	30	71										151.383	98	3
107	74	1	Pat Shannon													125.984	27	74
108	73	3	Jenny Weaver	99.792	70	31	70.188	74	27				58.603	86	15			
109	72	1	Dennis Portillo													126.792	29	72
110	72	1	Shaun Fraley	86.177	29	72												
111	72	1	Chris Leasure				60.084	29	72									
112	68	4	Donna Robinson				67.716	69	32	106.154	90	11	56.448	78	23	152.022	99	2
113	67	1	Ted Theodore				60.935	34	67									
114	64	2	Dustin Axarlis	88.693	43	58										150.858	95	6
115	64	2	Frank Scavo				66.480	62	39				56.218	76	25			
116	62	4	Donald McLaughlin				69.664	73	28	102.074	82	19	63.694	106	1	148.216	87	14
117	60	1	Tammy Oswald	88.292	41	60												
118	59	4	Shane Feasler	103.194	72	29	74.836	84	17	106.036	89	12	63.108	102	1			
119	59	1	Nathan Winbrow				62.116	42	59									
120	57	1	Neal Ross										51.076	44	57			
121	56	1	Mike Ancas													132.984	45	56
122	55	1	Craig Bucher	89.402	46	55												
123	55	1	Chris Barrett													133.156	46	55



2018 PHA Overall Points



		Trophy Eligible		Spring Jefferson			Spring Weatherly			Pagoda			Giant's Despair			Duryea		
Place	Total	# of Events	Driver	Event Time	Event Raw Position	Event Points	Event Time	Event Raw Position	Event Points	Event Time	Event Raw Position	Event Points	Event Time	Event Raw Position	Event Points	Event Time	Event Raw Position	Event Points
124	52	2	William Sekella							97.682	71	30				144.092	79	22
125	52	4	Adam Weaver				72.195	81	20	104.040	85	16	62.212	100	1	147.130	86	15
126	48	2	Randall Hartinger							98.342	74	27				144.200	80	21
127	47	1	Hunter Huffman										53.063	54	47			
128	47	1	Hugh Jonas	91.368	54	47												
129	45	2	Paul O'Donnell							104.498	86	15				142.412	71	30
130	45	2	Jeff Avril							99.096	75	26				144.902	82	19
131	44	4	Robert Laravie	126.986	74	27	85.374	89	12	124.588	97	4	83.794	114	1			
132	43	1	Jerry Woody				65.434	58	43									
133	42	1	Steve DeTurck							95.160	59	42						
134	41	2	Tim March	96.355	66	35							61.030	95	6			
135	41	3	Amanda Krause				71.926	79	22	105.260	87	14				150.962	96	5
136	39	2	Mike Sacks							100.110	79	22				146.224	84	17
137	37	1	Charles Greenhaus										54.462	64	37			
138	36	2	Frank Katona				71.390	78	23				59.408	88	13			
139	35	1	John Early										55.104	66	35			
140	34	1	Jay Gyger	97.338	67	34												
141	34	1	Theodore Klaus Jr													141.013	67	34
142	34	1	Bob Feist										55.164	67	34			
143	34	1	Mathew Vosper				67.188	67	34									
144	33	2	Jason Ackerman							111.325	93	8				143.652	76	25
145	33	1	Ed Grega				67.342	68	33									
146	32	2	Andrew Baylor				69.588	72	29				61.454	98	3			
147	32	1	Kenneth Barto										55.540	69	32			
148	31	4	David Arron				73.712	82	19	107.212	91	10	63.546	105	1	166.322	108	1
149	31	1	Gary Polakoski										55.548	70	31			
150	30	1	James Palmer				69.506	71	30									
151	29	1	Charles Fetterman										55.692	72	29			
152	28	1	Richard Terrill	115.659	73	28												
153	28	1	Gary DeMasi										55.780	73	28			
154	28	1	Kurtis Emigh													142.466	73	28
155	27	1	Garth Knorr										55.894	74	27			
156	26	1	George Witman													142.968	75	26
157	26	3	Crystal Whisler				74.420	83	18				60.616	94	7	158.468	106	1
158	24	1	Bryner Raudibaugh													144.064	77	24
159	22	4	Donald DeHart				76.868	86	15	120.784	96	5	65.064	107	1	167.338	109	1
160	21	1	Jeff Barbour				71.936	80	21									
161	19	1	Elias Espinal										57.362	82	19			
162	18	1	Jim Crnkovic													145.416	83	18
163	17	4	William Norton				116.452	92	9	118.364	95	6	78.258	113	1	182.488	110	1
164	17	2	Stephen Burnett				75.688	85	16				63.339	103	1			



2018 PHA Mileage Points



		Trophy Eligible	Spring Jefferson (1.7 miles)		Spring Weatherly (1 mile)		Pagoda (1.3 miles)		Giant's Despair (1 mile)		Duryea (2.25 miles)	
Total	# of Events	Driver	Event # of Runs	Event Points	Event # of Runs	Event Points	Event # of Runs	Event Points	Event # of Runs	Event Points	Event # of Runs	Event Points
65.0	5	Grace Huntzinger	14	23.8	8	8.0	8	10.4	7	7.0	7	15.8
65.0	5	Ron Lordy	14	23.8	8	8.0	8	10.4	7	7.0	7	15.8
58.2	5	Dillon Axarlis	10	17.0	8	8.0	8	10.4	7	7.0	7	15.8
55.9	5	Matthew Hoegg	10	17.0	8	8.0	8	10.4	7	7.0	6	13.5
54.9	5	Emily Oswald	10	17.0	8	8.0	7	9.1	5	5.0	7	15.8
49.4	5	Matt Phillips	10	17.0	7	7.0	8	10.4	6	6.0	4	9.0
49.0	5	Jason Fraley	13	22.1	4	4.0	7	9.1	7	7.0	3	6.8
46.8	4	Gibby Bozicevich	12	20.4			8	10.4	7	7.0	4	9.0
44.6	4	Kris Reid	12	20.4			8	10.4	7	7.0	3	6.8
43.9	5	Michele Aubele	10	17.0	4	4.0	7	9.1	7	7.0	3	6.8
42.8	5	Thomas Wuellette	6	10.2	4	4.0	7	9.1	6	6.0	6	13.5
42.5	5	Joe Whiteley	8	13.6	7	7.0	8	10.4	7	7.0	2	4.5
42.3	4	Gary Reider	8	13.6			8	10.4	7	7.0	5	11.3
41.7	3	Cameron Johnston	12	20.4			6	7.8			6	13.5
41.6	5	John Pitman	10	17.0	4	4.0	7	9.1	7	7.0	2	4.5
40.8	5	David Ascheman	6	10.2	4	4.0	8	10.4	5	5.0	5	11.3
40.6	5	Glenn Hoffman	10	17.0	4	4.0	7	9.1	6	6.0	2	4.5
40.1	4	Adam Weaver			7	7.0	8	10.4	7	7.0	7	15.8
39.2	5	Rick Johnson	8	13.6	4	4.0	6	7.8	7	7.0	3	6.8
38.9	4	Brandon Lazar			8	8.0	8	10.4	7	7.0	6	13.5
38.8	4	Matthew Jones			7	7.0	7	9.1	7	7.0	7	15.8
38.2	5	Timm Murphy	8	13.6	3	3.0	6	7.8	7	7.0	3	6.8
38.2	5	Nancy Lewis	8	13.6	3	3.0	6	7.8	7	7.0	3	6.8
37.1	4	Chris Merring			4	4.0	8	10.4	7	7.0	7	15.8
36.8	5	George Fink	4	6.8	4	4.0	6	7.8	7	7.0	5	11.3
36.5	4	Daniel Jones	6	10.2			7	9.1	6	6.0	5	11.3
36.0	5	Mike Lascoskie	9	15.3	4	4.0	4	5.2	7	7.0	2	4.5
35.9	5	Neil Peterson	4	6.8	4	4.0	7	9.1	7	7.0	4	9.0
35.8	5	Brian Micciche	6	10.2	4	4.0	6	7.8	7	7.0	3	6.8
34.3	5	Michael White	8	13.6	4	4.0	4	5.2	7	7.0	2	4.5
34.2	2	John Volovar	14	23.8			8	10.4				



2018 PHA Mileage Points



		Trophy Eligible	Spring Jefferson (1.7 miles)		Spring Weatherly (1 mile)		Pagoda (1.3 miles)		Giant's Despair (1 mile)		Duryea (2.25 miles)	
Total	# of Events	Driver	Event # of Runs	Event Points	Event # of Runs	Event Points	Event # of Runs	Event Points	Event # of Runs	Event Points	Event # of Runs	Event Points
34.2	4	Robert Oswald Jr	8	13.6			7	9.1	7	7.0	2	4.5
33.9	2	Dustin Axarlis	12	20.4							6	13.5
33.8	4	Keith Gerhard	8	13.6	3	3.0	8	10.4			3	6.8
33.5	5	Michael Robinson	6	10.2	4	4.0	6	7.8	7	7.0	2	4.5
33.4	3	Matthew Vosper	8	13.6	4	4.0					7	15.8
33.3	3	Shawn Mellinger	11	18.7			6	7.8			3	6.8
32.7	4	Robert Laravie	8	13.6	6	6.0	7	9.1	4	4.0		
32.6	4	Donald DeHart			4	4.0	7	9.1	6	6.0	6	13.5
31.6	4	Michael Daley			4	4.0	7	9.1	5	5.0	6	13.5
31.6	4	Robert Daley			4	4.0	7	9.1	5	5.0	6	13.5
31.6	3	James Guerin	10	17.0			6	7.8			3	6.8
31.6	3	Steven Hirschtritt	10	17.0			6	7.8			3	6.8
31.4	4	Ray Hollister	8	13.6	5	5.0			6	6.0	3	6.8
31.2	5	Steve Lewis	6	10.2	3	3.0	5	6.5	7	7.0	2	4.5
31.2	4	Dan Ennis	8	13.6	3	3.0	6	7.8			3	6.8
30.8	3	Jody Miller			8	8.0			7	7.0	7	15.8
30.6	4	Donald Kennedy			6	6.0	8	10.4	3	3.0	5	11.3
30.6	2	Shaun Fraley	14	23.8							3	6.8
30.4	4	Tom Vincent	8	13.6	4	4.0	6	7.8	5	5.0		
30.4	4	Donna Robinson			4	4.0	8	10.4	7	7.0	4	9.0
28.9	5	Bryan Fritzler	6	10.2	3	3.0	4	5.2	6	6.0	2	4.5
28.5	3	Dennis Williams	8	13.6			8	10.4			2	4.5
28.5	5	Haley Levensgood	5	8.5	3	3.0	5	6.5	6	6.0	2	4.5
28.2	3	Bill Lessig	8	13.6			6	7.8			3	6.8
27.8	4	Dave Cutchins	8	13.6	2	2.0	4	5.2	7	7.0		
27.5	3	Fred Heinly	10	17.0	4	4.0	5	6.5				
27.5	4	Charles King	6	10.2			6	7.8	5	5.0	2	4.5
27.5	4	Richard Good	6	10.2	4	4.0	5	6.5			3	6.8
26.8	4	Bryan Dion			4	4.0	7	9.1	7	7.0	3	6.8
26.7	4	William Norton			1	1.0	4	5.2	7	7.0	6	13.5
26.6	4	Donald McLaughlin			7	7.0	7	9.1	6	6.0	2	4.5



2018 PHA Mileage Points



		Trophy Eligible	Spring Jefferson (1.7 miles)		Spring Weatherly (1 mile)		Pagoda (1.3 miles)		Giant's Despair (1 mile)		Duryea (2.25 miles)	
Total	# of Events	Driver	Event # of Runs	Event Points	Event # of Runs	Event Points	Event # of Runs	Event Points	Event # of Runs	Event Points	Event # of Runs	Event Points
26.6	3	Amanda Krause			4	4.0	7	9.1			6	13.5
26.4	3	James Nauman					8	10.4	7	7.0	4	9.0
26.1	2	Jeff Avril					8	10.4			7	15.8
25.5	4	Greg Gialloreto			4	4.0	6	7.8	7	7.0	3	6.8
24.9	4	Randy Ross			3	3.0	8	10.4	7	7.0	2	4.5
24.9	4	Boyd Wagner	6	10.2	4	4.0	3	3.9			3	6.8
24.6	3	Ralph Weaver	8	13.6	4	4.0			7	7.0		
24.5	3	Ray Kochin			4	4.0			7	7.0	6	13.5
24.3	3	Crystal Whisler			7	7.0			6	6.0	5	11.3
23.9	2	David Hoppe					8	10.4			6	13.5
23.6	3	Jenny Weaver	8	13.6	4	4.0			6	6.0		
23.5	2	Paul O'Donnell					6	7.8			7	15.8
22.9	4	Courtney Coxe			4	4.0	4	5.2	7	7.0	3	6.8
22.8	2	Dennis Halechko							7	7.0	7	15.8
22.6	2	William Sekella					7	9.1			6	13.5
22.2	2	Gary Eck	10	17.0			4	5.2				
22.1	3	Timothy Murphy					3	3.9	7	7.0	5	11.3
21.6	4	Eli Sharp	6	10.2	3	3.0	3	3.9			2	4.5
21.4	2	Angus Dalzell	12	20.4	1	1.0						
21.3	2	Mike Sacks					6	7.8			6	13.5
21.2	4	David Arron			4	4.0	5	6.5	4	4.0	3	6.8
20.6	2	Tim March	8	13.6					7	7.0		
20.4	1	Craig Bucher	12	20.4								
20.4	4	Shane Feasler	6	10.2	1	1.0	4	5.2	4	4.0		
20.0	5	Kurt Eikenberg	4	6.8	1	1.0	3	3.9	6	6.0	1	2.3
19.4	2	Doug Austin					8	10.4			4	9.0
19.3	5	Mark Aubele	2	3.4	3	3.0	4	5.2	1	1.0	3	6.8
18.8	3	Kristen Hack			4	4.0	6	7.8	7	7.0		
18.3	2	John Devorak							7	7.0	5	11.3
18.2	4	Vincent Wieczorek	4	6.8	3	3.0	3	3.9			2	4.5
18.1	3	Kevin Miller			7	7.0	7	9.1	2	2.0		



2018 PHA Mileage Points



		Trophy Eligible	Spring Jefferson (1.7 miles)		Spring Weatherly (1 mile)		Pagoda (1.3 miles)		Giant's Despair (1 mile)		Duryea (2.25 miles)	
Total	# of Events	Driver	Event # of Runs	Event Points	Event # of Runs	Event Points	Event # of Runs	Event Points	Event # of Runs	Event Points	Event # of Runs	Event Points
17.4	2	Josh Reinard					8	10.4	7	7.0		
17.4	2	Tyler James					8	10.4	7	7.0		
17.2	4	Skip Levengood	4	6.8			3	3.9	2	2.0	2	4.5
16.8	3	Adrienne Vrabel			4	4.0			6	6.0	3	6.8
16.1	2	James Joseph Vodopija					7	9.1	7	7.0		
15.9	2	Ken Gillette	7	11.9	4	4.0						
15.8	2	Randall Hartinger					7	9.1			3	6.8
15.8	1	Jim Crnkovic									7	15.8
15.8	1	Mike Axarlis									7	15.8
14.7	2	James Oswald	6	10.2							2	4.5
14.7	4	Susan Salsburg			1	1.0	4	5.2	4	4.0	2	4.5
14.5	3	Steve Marsh			4	4.0	5	6.5	4	4.0		
13.8	2	Peter Stillwell							7	7.0	3	6.8
13.6	1	Tammy Oswald	8	13.6								
13.6	1	Jay Gyger	8	13.6								
13.6	1	Chris Carlisle	8	13.6								
13.6	1	Stanford Vann	8	13.6								
13.6	1	Hugh Jonas	8	13.6								
13.5	1	Kurtis Emigh									6	13.5
13.2	2	John Hartnett	6	10.2	3	3.0						
12.7	4	George Bowland	2	3.4	2	2.0	1	1.3	6	6.0		
12.3	2	Merlin Miller					6	7.8			2	4.5
12.3	2	Matt Williams					6	7.8			2	4.5
12.0	2	Frank Katona			5	5.0			7	7.0		
11.5	2	Todd Reid							7	7.0	2	4.5
11.0	2	Jack Danko Sr			4	4.0			7	7.0		
11.0	2	Frank Scavo			4	4.0			7	7.0		
11.0	2	Andrew Baylor			4	4.0			7	7.0		
11.0	2	Dave Miller					5	6.5			2	4.5
11.0	2	Rick Kline					5	6.5			2	4.5
10.4	1	Sherman Baumann					8	10.4				



2018 PHA Mileage Points



		Trophy Eligible	Spring Jefferson (1.7 miles)		Spring Weatherly (1 mile)		Pagoda (1.3 miles)		Giant's Despair (1 mile)		Duryea (2.25 miles)	
Total	# of Events	Driver	Event # of Runs	Event Points	Event # of Runs	Event Points	Event # of Runs	Event Points	Event # of Runs	Event Points	Event # of Runs	Event Points
10.2	1	Richard Terrill	6	10.2								
10.0	2	Daniel Malave			3	3.0			7	7.0		
9.9	2	David Stoner					3	3.9	6	6.0		
9.1	2	Bob Gardner	4	6.8							1	2.3
9.0	2	Gordon Wise			3	3.0			6	6.0		
9.0	2	Bill Feist			3	3.0			6	6.0		
9.0	1	Pat Shannon									4	9.0
9.0	2	Mike Frohman			3	3.0			6	6.0		
9.0	2	Jim Chernavage			2	2.0			7	7.0		
9.0	2	Stephen Burnett			4	4.0			5	5.0		
8.5	2	Dave Dill							4	4.0	2	4.5
8.4	2	Bill Ascheman					3	3.9			2	4.5
8.0	1	Albert Corazza			8	8.0						
8.0	1	Tom Conners			8	8.0						
7.8	1	Steve DeTurck					6	7.8				
7.0	1	David Miller							7	7.0		
7.0	1	Neal Ross							7	7.0		
7.0	1	Mike Polakoski							7	7.0		
7.0	1	Kenneth Barto							7	7.0		
7.0	1	Charles Fetterman							7	7.0		
7.0	1	Harry Eustice							7	7.0		
7.0	1	Gary DeMasi							7	7.0		
7.0	1	Alan Gula							7	7.0		
6.8	1	Dave Smith									3	6.8
6.8	1	Bryner Raudibaugh									3	6.8
6.8	1	Mike Ancas									3	6.8
6.8	1	George Witman									3	6.8
6.8	1	Dennis Portillo									3	6.8
6.8	1	Chris Barrett									3	6.8
6.8	1	Dennis Graber									3	6.8
6.0	1	Stephen Sincavage							6	6.0		



2018 PHA Mileage Points



		Trophy Eligible	Spring Jefferson (1.7 miles)		Spring Weatherly (1 mile)		Pagoda (1.3 miles)		Giant's Despair (1 mile)		Duryea (2.25 miles)	
Total	# of Events	Driver	Event # of Runs	Event Points	Event # of Runs	Event Points	Event # of Runs	Event Points	Event # of Runs	Event Points	Event # of Runs	Event Points
6.0	1	John Early							6	6.0		
6.0	1	Charles Greenhaus							6	6.0		
6.0	1	Mary Sincavage							6	6.0		
6.0	1	James Nardone							6	6.0		
6.0	1	Bob Feist							6	6.0		
5.8	2	George Ackerman					1	1.3			2	4.5
5.8	2	Jason Ackerman					1	1.3			2	4.5
5.2	1	Kurt Frederick					4	5.2				
5.0	1	Charlie Reel							5	5.0		
5.0	1	Brian Halecki							5	5.0		
5.0	1	Christopher King							5	5.0		
4.5	1	Kerry Hitt									2	4.5
4.5	1	Tim Williams									2	4.5
4.5	1	Ian Wagner									2	4.5
4.0	1	Nathan Winbrow			4	4.0						
4.0	1	Charles Baylor							4	4.0		
4.0	1	Thomas Knorr							4	4.0		
4.0	1	Ed Grega			4	4.0						
4.0	1	James Palmer			4	4.0						
4.0	1	Jeff Barbour			4	4.0						
3.9	1	Michael Patton					3	3.9				
3.0	1	Kevin Clemens							3	3.0		
3.0	1	Garth Knorr							3	3.0		
3.0	1	Chris Leasure			3	3.0						
3.0	1	Robert Hoffman			3	3.0						
2.3	1	Dale Witman									1	2.3
2.3	1	Theodore Klaus Jr									1	2.3
2.0	1	Gary Polakoski							2	2.0		
2.0	1	Darryl L. Danko							2	2.0		
2.0	1	Ted Theodore			2	2.0						
2.0	1	Rudi Gombert							2	2.0		



2018 PHA Mileage Points



		Trophy Eligible	Spring Jefferson (1.7 miles)		Spring Weatherly (1 mile)		Pagoda (1.3 miles)		Giant's Despair (1 mile)		Duryea (2.25 miles)	
Total	# of Events	Driver	Event # of Runs	Event Points	Event # of Runs	Event Points	Event # of Runs	Event Points	Event # of Runs	Event Points	Event # of Runs	Event Points
2.0	1	Elias Espinal							2	2.0		
1.0	1	Jerry Woody			1	1.0						
1.0	1	Hunter Huffman							1	1.0		



2018 Lloyd Geib Memorial Points



Total	# of Events	Trophy Eligible	Spring Jefferson			Spring Weatherly			Pagoda			Giant's Despair			Duryea		
		Driver	Event PIC	# in Class	Event Points	Event PIC	# in Class	Event Points	Event PIC	# in Class	Event Points	Event PIC	# in Class	Event Points	Event PIC	# in Class	Event Points
270	5	Steve Lewis	1	4	40	1	4	40	1	6	60	1	6	60	1	7	70
250	4	Bryan Dion				1	5	50	2	8	70	1	5	50	1	8	80
240	5	Michele Aubele	2	3	20	1	4	40	3	7	50	1	6	60	1	7	70
220	5	Matt Phillips	2	5	40	4	5	20	3	8	60	3	5	30	2	8	70
200	5	Jason Fraley	1	4	40	1	4	40	1	2	20	1	6	60	1	4	40
190	4	Chris Merring				2	4	30	2	6	50	2	6	50	2	7	60
190	5	Mark Aubele	1	2	20	1	4	40	2	5	40	2	6	50	1	4	40
170	5	Rick Johnson	1	1	10	2	5	40	1	3	30	1	6	60	1	3	30
170	4	Robert Daley				2	4	30	4	7	40	2	6	50	3	7	50
160	5	John Pitman	2	5	40	1	3	30	2	3	20	1	3	30	1	4	40
160	4	Ray Hollister	4	5	20	2	5	40				2	5	40	3	8	60
150	5	Dillon Axarlis	1	5	50	2	3	20	1	3	30	2	3	20	2	4	30
150	4	Gary Reider	5	5	10				1	8	80	4	5	20	5	8	40
150	5	Michael Robinson	2	2	10	2	4	30	1	5	50	4	6	30	2	4	30
150	5	Nancy Lewis	4	4	10	3	4	20	4	6	30	3	6	40	3	7	50
140	5	Brian Micciche	2	2	10	3	4	20	3	5	30	1	6	60	3	4	20
140	4	Gibby Bozicevich	2	4	30				3	6	40	4	6	30	4	7	40
140	4	Vincent Wiczorek	1	2	20	1	3	30	1	5	50				2	5	40
130	3	Dennis Williams	1	3	30				2	7	60				4	7	40
130	5	Grace Huntzinger	2	3	20	1	2	20	3	4	20	1	4	40	2	4	30
130	2	Matt Williams							1	7	70				2	7	60
120	3	Cameron Johnston	1	3	30				3	6	40				1	5	50
120	4	Charles King	1	2	20				1	3	30	2	5	40	1	3	30
120	4	Eli Sharp	2	2	10	2	3	20	2	5	40				1	5	50
120	5	Matthew Hoegg	1	1	10	1	1	10	2	4	30	2	4	30	1	4	40
120	3	Raymond Kochin				1	4	40				1	5	50	2	4	30
120	5	Ron Lordy	1	1	10	1	3	30	2	4	30	2	3	20	2	4	30
110	5	Bryan Fritzler	1	4	40	3	3	10	2	3	20	1	2	20	1	2	20
110	5	George Fink	2	3	20	1	2	20	2	3	20	1	3	30	2	3	20
110	3	James Guerin	2	3	20				2	6	50				2	5	40
110	2	James Joseph Vodopija							1	6	60	1	5	50			
110	4	Robert Oswald Jr	1	3	30				1	3	30	2	3	20	1	3	30
100	5	Kurt Eikenberg	1	1	10	1	2	20	2	2	10	1	2	20	1	4	40
100	4	Michael Daley				3	4	20	5	7	30	5	6	20	5	7	30
100	3	Ralph Weaver	3	4	20	2	4	30				2	6	50			
90	3	Adrienne Vrabel				1	2	20				2	5	40	3	5	30
90	2	Doug Austin							5	8	40				4	8	50
90	5	Haley Levengood	1	2	20	1	1	10	1	2	20	1	2	20	1	2	20
90	3	Kristen Hack				3	5	30	2	3	20	3	6	40			
90	5	Mike Lascoskie	2	2	10	1	2	20	2	3	20	4	5	20	2	3	20
90	4	Richard Good	1	3	30	1	2	20	1	2	20				1	2	20
90	5	Timm Murphy	1	2	20	1	2	20	1	2	20	2	2	10	1	2	20
80	4	Courtney Cox				4	5	20	3	3	10	4	6	30	2	3	20
80	4	Daniel Jones	3	3	10				4	6	30	4	5	20	4	5	20
80	2	John Volovar	3	5	30				4	8	50						
80	4	Keith Gerhard	1	3	30	1	2	20	1	2	20				1	1	10
80	4	Kris Reid	3	4	20				5	6	20	5	6	20	6	7	20



2018 Lloyd Geib Memorial Points



Total	# of Events	Trophy Eligible	Spring Jefferson			Spring Weatherly			Pagoda			Giant's Despair			Duryea		
		Driver	Event PIC	# in Class	Event Points	Event PIC	# in Class	Event Points	Event PIC	# in Class	Event Points	Event PIC	# in Class	Event Points	Event PIC	# in Class	Event Points
80	2	Merlin Miller							1	4	40				1	4	40
80	5	Thomas Wuellette	1	2	20	1	2	20	1	1	10	1	1	10	1	2	20
70	4	Brandon Lazar				2	3	20	3	4	20	3	3	10	3	4	20
70	5	David Ascheman	1	1	10	1	1	10	1	1	10	1	1	10	1	3	30
70	2	Gary Eck	1	3	30				1	4	40						
70	5	Glenn Hoffman	2	2	10	1	2	20	1	2	20	1	1	10	1	1	10
70	4	Greg Gialloreto				1	1	10	1	1	10	1	4	40	1	1	10
70	3	Jody Miller				3	4	20				4	6	30	3	4	20
70	3	Shawn Mellinger	1	2	20				1	2	20				1	3	30
70	3	Steve Marsh				1	3	30	1	3	30	2	2	10			
70	3	Steven Hirschtritt	1	2	20				1	1	10				1	4	40
60	3	Amanda Krause				5	5	10	6	8	30				7	8	20
60	3	Crystal Whisler				1	2	20				1	2	20	1	2	20
60	5	Emily Oswald	2	2	10	1	1	10	2	2	10	1	1	10	1	2	20
60	5	Michael White	5	5	10	3	3	10	3	3	10	3	3	10	3	4	20
60	4	Randy Ross				1	2	20	1	1	10	1	2	20	2	2	10
60	4	Tom Vincent	1	1	10	2	4	30	1	1	10	3	3	10			
60	2	William Sekella							3	5	30				3	5	30
50	4	Adam Weaver				4	4	10	7	7	10	6	6	10	6	7	20
50	1	Albert Corazza				1	5	50									
60	4	Angus Dalzell	2	4	30	2	2	10	2	2	10				2	2	10
20	1	Boyd Wagner	2	3	20												
100	4	Chris Carlisle	1	5	50				1	2	20	1	1	10	1	2	20
40	2	Dave Miller				2	4	30	1	1	10						
60	4	Fred Heinly	4	4	10				1	1	10	1	2	20	2	3	20
50	2	James Nauman							7	8	20				6	8	30
40	4	Jason Ackerman				1	1	10	1	1	10	1	1	10	1	1	10
60	4	Joe Whiteley	1	1	10	4	4	10	4	5	20	5	6	20	5	5	10
50	4	Matthew Jones				2	2	10	5	6	20	5	5	10	5	5	10
50	1	Michael Frohman										2	6	50			
50	5	Neil Peterson	3	3	10	2	2	10	3	3	10	3	3	10	3	3	10
50	4	Robert Laravie	1	1	10	1	2	20	1	1	10	3	3	10			
50	4	Shane Feasler	3	3	10	2	2	10	4	4	10	3	4	20			
50	2	Shaun Fraley	2	4	30										3	4	20
50	2	Todd Reid										3	6	40	4	4	10
40	2	Bill Feist				1	1	10				1	3	30			
40	2	Bob Gardner	3	4	20										3	4	20
40	4	Dan Ennis	2	2	10	2	2	10	2	2	10				2	2	10
40	4	Dave Cutchins	1	1	10	1	1	10	1	1	10	1	1	10			
40	2	Dave Dill										2	4	30	4	4	10
40	4	David Arron				1	1	10	1	1	10	1	1	10	1	1	10
40	2	David Hoppe							2	2	10				2	4	30
40	2	David Stoner							6	6	10	3	5	30			
40	4	Donald DeHart				2	2	10	1	1	10	2	2	10	2	2	10
40	4	Donald Kennedy				1	1	10	1	1	10	1	1	10	1	1	10
40	4	Donald McLaughlin				3	3	10	5	5	10	1	1	10	5	5	10
40	4	Donna Robinson				1	1	10	2	2	10	3	3	10	3	3	10



2018 Lloyd Geib Memorial Points



Total	# of Events	Trophy Eligible	Spring Jefferson			Spring Weatherly			Pagoda			Giant's Despair			Duryea		
		Driver	Event PIC	# in Class	Event Points	Event PIC	# in Class	Event Points	Event PIC	# in Class	Event Points	Event PIC	# in Class	Event Points	Event PIC	# in Class	Event Points
40	1	Elias Espinal										3	6	40			
40	1	Garth Knorr										1	4	40			
40	4	George Bowland	1	1	10	1	1	10	1	1	10	1	1	10			
40	2	Gordon Wise				3	4	20				2	3	20			
40	3	Jennifer Weaver	4	4	10	4	4	10				5	6	20			
40	2	Jim Chernavage				3	3	10				1	3	30			
40	1	Kenneth Barto										3	6	40			
40	2	Mike Sacks							4	5	20				4	5	20
40	4	Skip Levengood	2	2	10				2	2	10	2	2	10	2	2	10
40	4	Susan Salsburg				1	1	10	1	1	10	1	1	10	1	1	10
40	2	Tim March	2	3	20							1	2	20			
40	4	William Norton				1	1	10	1	1	10	1	1	10	1	1	10
30	3	Bill Lessig	1	1	10				1	1	10				1	1	10
30	1	Brian Halecki										1	3	30			
30	1	Bryner Raudibaugh													2	4	30
30	1	Charles Greenhaus										1	3	30			
30	1	Chris Barrett													5	7	30
30	1	Chris Leasure				3	5	30									
30	1	Christopher King										3	5	30			
30	1	Dennis Portillo													1	3	30
30	2	Dustin Axarlis	4	5	20										4	4	10
30	1	Gary Polakoski										4	6	30			
30	1	James Nardone										2	4	30			
30	2	James Oswald	1	2	20										1	1	10
30	3	Matthew Vosper	2	2	10	2	2	10							2	2	10
30	1	Stephen Sincavage										1	3	30			
30	1	Tammy Oswald	3	5	30												
30	3	Timothy Murphy							2	2	10	2	2	10	3	3	10
30	2	Tyler James							5	5	10	5	6	20			
20	2	Andrew Baylor				4	4	10				2	2	10			
20	2	Bill Ascheman							3	3	10				3	3	10
20	1	Charles Baylor										1	2	20			
20	1	Charlie Reel										3	4	20			
20	1	Craig Bucher	1	2	20												
20	2	Daniel Malave				1	1	10				1	1	10			
20	1	Darryl L. Danko										1	2	20			
20	2	Dennis Halechko										2	2	10	4	4	10
20	2	Frank Katona				4	4	10				6	6	10			
20	2	Frank Scavo				2	2	10				5	5	10			
20	2	George Ackerman							8	8	10				8	8	10
20	1	George Witman													2	3	20
20	1	Harry Eustice										3	4	20			
20	1	Hunter Huffman										4	5	20			
20	1	Ian Wagner													3	4	20
20	2	Jack Danko Sr				1	1	10				1	1	10			
20	1	James Palmer				3	4	20									
20	2	Jeff Avril							3	3	10				2	2	10



2018 Lloyd Geib Memorial Points



Total	# of Events	Trophy Eligible	Spring Jefferson			Spring Weatherly			Pagoda			Giant's Despair			Duryea		
		Driver	Event PIC	# in Class	Event Points	Event PIC	# in Class	Event Points	Event PIC	# in Class	Event Points	Event PIC	# in Class	Event Points	Event PIC	# in Class	Event Points
20	2	John Devorak										6	6	10	4	4	10
20	1	John Early										2	3	20			
20	2	John Hartnett	2	2	10	1	1	10									
20	2	Josh Reinard							1	1	10	1	1	10			
20	2	Ken Gillette	1	1	10	2	2	10									
20	1	Kerry Hitt													1	2	20
20	1	Mary Sincavage										2	3	20			
20	1	Mike Ancas													1	2	20
20	1	Mike Polakoski										2	3	20			
20	1	Pat Shannon													2	3	20
20	2	Paul O'Donnell							6	6	10				7	7	10
20	2	Peter Stillwell										4	4	10	4	4	10
20	2	Randall Hartinger							1	1	10				1	1	10
20	2	Rick Kline							4	4	10				4	4	10
20	1	Sherman Baumann							1	2	20						
20	1	Stanford Vann	1	2	20												
20	2	Stephen Burnett				2	2	10				2	2	10			
20	1	Steve DeTurck							1	2	20						
20	1	Ted Theodore				1	2	20									
10	1	Alan Gula										6	6	10			
10	1	Bob Feist										1	1	10			
10	1	Charles Fetterman										3	3	10			
10	1	Dale Witman													3	3	10
10	1	Dave Smith													1	1	10
10	1	David Schneider							2	2	10						
10	1	Dennis Graber													7	7	10
10	1	Ed Grega				1	1	10									
10	1	Gary DeMasi										1	1	10			
10	1	Hugh Jonas	3	3	10												
10	1	Jay Gyger	3	3	10												
10	1	Jeff Barbour				1	1	10									
10	1	Jerry Woody				2	2	10									
10	1	Jim Crnkovic													3	3	10
10	1	Kevin Clemens										4	4	10			
10	1	Kurt Frederick							1	1	10						
10	1	Kurtis Emigh													2	2	10
10	1	Michael Patton							2	2	10						
10	1	Mike Axarlis													2	2	10
10	1	Mike Frohman				5	5	10									
10	1	Nathan Winbrow				4	4	10									
10	1	Neal Ross										2	2	10			
10	1	Richard Terrill	1	1	10												
10	1	Robert Hoffman				2	2	10									
10	1	Rudi Gombert										6	6	10			
10	1	Theodore Klaus Jr													1	1	10
10	1	Thomas Knorr										4	4	10			
10	1	Tim Williams													2	2	10

